连接你我
让我们永远在一起

产品总汇

连接 · 动力 · 世界

UTL®
UTILITY ELECTRICAL

UTL®
UTILITY ELECTRICAL

匠心尤存　至臻致远

所谓企业的“匠心”就是指企业对品质的专注、对行业的坚守。尤提乐电气将“匠心”二字作为企业的核心文化精神。尤提乐电器创办30年，作为一家生产制造型企业，我们始终坚持只做一件事，那就是专心致志于自己的核心业务，生产中国最好的连接器类产品。

为此，我们契而不舍，精益求精地去做本业之事，不被短期内高利润高回报暴利投资项目所 吸引，不求一时辉煌，但求长久拥有，坚持不懈地做自己更加擅长，更加专业的事情。尤提乐人坚信，酒香不怕巷子深，只有诚信和品质，才是一切事业长盛不衰的保证。也只有具备工匠精神的企业，在本行业挖深挖透，才能锻炼出敏锐的市场分析能力，规避风险，在暴风雨来临之前，提前进入避风港。

我们所推崇的工匠精神，不仅仅是匠人的挑剔与精益求精的精神，更重要的是，在产品规划之初就要考虑到今后三到五年的市场需求，并从市场需求的角度去规划开发产品。正是因为这“匠心精神”，才使得尤提乐上与下之间形成了一种文化与思想上的共同价值观，并由此培育出属于尤提乐自己的内生动力。就是尤提乐电气的企业态度与文化。

The so-called "ingenuity" refers to the enterprise's focus on quality, adherence to the industry. Uility the "ingenuity" as the core cultural spirit of the enterprise. Uility Electronics founded 30, as a manufacturing enterprise, we always adhere to do only one thing, that is dedicated to their core business, the production of China's best connector products.

To this end, we do not give up, and strive for excellence to do maxleaf things, not to be short-term high profits high return profiteering investment projects attracted, not for a moment of brilliance, but for a long time to have, to persevere to do their own more good at, more professional things. Uility Le people firmly believe that the wine is not afraid of deep alley, only integrity and quality, is the guarantee of all business. Also only have the spirit of the Craftsman enterprise, digging deep in the industry to dig through, in order to exercise a keen market analysis ability to avoid risk, before the storm comes, advance into the safe haven.

The Craftsman spirit we respect, not only the spirit of the craftsmen's fault and excellence, more importantly, in the beginning of product planning to take into account the next 3-5 years of market demand, and from the perspective of market demand to plan the development of products. It is precisely because of this "the spirit of ingenuity" that makes uility music and under the formation of a cultural and ideological common values, and thus cultivate belong to the Utile of their own endogenous power. Uility is the enterprise attitude and culture of Le Electric.

PRODUCTS

CONTENTS

目录

UTL

Printed Circute Board Terminal Blocks
PCB接线端子





		MU0.5H2.54	MU1.0H3.5(3.81)	MU1.0H2L3.5	MU1.5H3.81	MU1.5H5.0(5.08)
间距	PITCH ▸	2.54mm	3.50mm 3.81mm	3.50mm	3.81mm	5.0mm 5.08mm
极数	POLES ▸	2P-24P	2P-24P	2P-24P	2P-24P	2P-24P
定额	RATED ▸	125V/6A	300V/10A	300V/10A	300V/15A	300V/15A
线径	WIRE ▸	30-20AWG	30-16AWG	30-16AWG	30-14AWG	30-14AWG





		MU1.5HM5.0(5.08)	MU1.5V5.0	MU1.5HS5.0(5.08)	MU1.5AS5.0(5.08)	MU1.5HM7.62
间距	PITCH ▸	5.00mm 5.08mm	5.00mm	5.00mm 5.08mm	5.00mm 5.08mm	7.62mm
极数	POLES ▸	2P-24P	2P-24P	2P-24P	2P-24P	2P-24P
定额	RATED ▸	300V/15A	300V/15A	300V/15A	300V/15A	300V/15A
线径	WIRE ▸	30-14AWG	30-14AWG	30-14AWG	30-14AWG	30-14AWG





		MU1.5H7.62	MU1.5HM2L5.0(5.08)	MU1.5H2L5.0(5.08)	MU1.5H3L5.0(5.08)	MU1.5HB5.0(5.08)
间距	PITCH ▸	7.62mm	5.0mm 5.08mm	5.00mm 5.08mm	5.00mm 5.08mm	5.00mm 5.08mm
极数	POLES ▸	2P-24P	2P-24P	2P-24P	2P-24P	2P-24P
定额	RATED ▸	300V/15A	300V/15A	300V/15A	300V/15A	300V/15A
线径	WIRE ▸	30-14AWG	30-14AWG	30-14AWG	30-14AWG	30-14AWG







		MU2.5H5.0(5.08)	MU2.5H7.62	MU2.5VR5.0(5.08)	MU2.5/VR7.62	MU2.5H2L5.0(5.08)
间距	PITCH ▸	5.00mm 5.08mm	7.62mm	5.00mm 5.08mm	7.62mm	5.00mm 5.08mm
极数	POLES ▸	2P-24P	2P-24P	2P-24P	2P-24P	2P-24P
定额	RATED ▸	300V/20A	300V/20A	300V/20A	300V/20A	300V/20A
线径	WIRE ▸	30-12AWG	30-12AWG	30-12AWG	30-12AWG	30-12AWG





		MU2.5H3L5.0(5.08)	MU4H6.35	MU4H7.62	MU4H9.52	MU10H10.16
间距	PITCH ▸	5.00mm 5.08mm	6.35mm	7.62mm	9.52mm	10.16 mm
极数	POLES ▸	2P-24P	2P-24P	2P-24P	2P-24P	2P-24P
定额	RATED ▸	300V/20A	300V/30A	300V/30A	300V/30A	300V/57A
线径	WIRE ▸	30-12AWG	28-10AWG	28-12AWG	28-10AWG	20-6AWG





		MU2.5H2/5.08	MU1.5P/H5.0(H5.08)	MU1.5P/V5.0(V5.08)	MU2.5P/H5.0	MU2.5P/H7.5
间距	PITCH ▸	50.8mm	5.00mm 5.08mm	5.00mm 5.08mm	5.00mm	7.50mm
极数	POLES ▸	1P	2P-24P	2P-24P	2P-24P	2P-24P
定额	RATED ▸	300V/20A	300V/15A	300V/15A	300V/20A	300V/20A
线径	WIRE ▸	30-12AWG	26-14AWG	26-14AWG	20-12AWG	20-12AWG





		MU2.5P/V5.0	MU2.5P/V7.5	MU1.5SP/HD3.81	MU1.5SP/AD3.5	MU1.5SP/A3.5
间距	PITCH ▸	5.00mm	7.50mm	3.81mm	3.50mm	3.50mm
极数	POLES ▸	2P-24P	2P-24P	2P-24P	2P-24P	2P-24P
定额	RATED ▸	300V/20A	300V/20A	300V/10A	300V/5A	300V/5A
线径	WIRE ▸	20-12AWG	20-12AWG	20-16AWG	20-16Sol AWG	20-16Sol AWG







		MU1.5SP/HD5.08	MU1.5SP/VD5.08	MU2.5SP/HD5.08	MU1.5CG/AD5.0	MA1.5/H3.50(3.81)
间距	PITCH ▸	5.08mm	5.08mm	5.08mm	5.00mm	3.50mm 3.81mm
极数	POLES ▸	2P-24P	2P-24P	2P-24P	2P-24P	2P-24P
定额	RATED ▸	300V/10A	300V/10A	300V/10A	300V/15A	300V/8A
线径	WIRE ▸	22-16AWG	22-16AWG	20-14AWG	26-12AWG	30-16AWG

Printed Circute Board Terminal Blocks
PCB接线端子





		MA1.5/HF3.50(3.81)	MA1.5/V3.50(3.81)	MA1.5/VF3.50(3.81)	MA1.5/VR3.5(3.81)	MA1.5/VRF3.5(3.81)
间距	PITCH ▸	3.50mm 3.81mm	3.50mm 3.81mm	3.50mm 3.81mm	3.50mm 3.81mm	3.50mm 3.81mm
极数	POLES ▸	2P-24P	2P-24P	2P-24P	2P-24P	2P-24P
定额	RATED ▸	300V/8A	300V/8A	300V/8A	300V/8A	300V/8A
线径	WIRE ▸	30-16AWG	30-16AWG	30-16AWG	30-16AWG	30-16AWG





		MA2.5/H5.0(5.08)	MA2.5/H7.62	MA2.5/HF5.0(5.08)	MA2.5/HF7.62	MA2.5/V5.0(5.08)
间距	PITCH ▸	5.00mm 5.08mm	7.62mm	5.00mm 5.08mm	7.62mm	5.00mm 5.08mm
极数	POLES ▸	2P-24P	2P-24P	2P-24P	2P-24P	2P-24P
定额	RATED ▸	300V/18A	300V/18A	300V/18A	300V/18A	300V/18A
线径	WIRE ▸	30-12AWG	30-12AWG	30-12AWG	30-12AWG	30-12AWG







		MA2.5/VF5.0(5.08)	MA2.5/VF7.62	MA2.5/VR5.0(5.08))	MA2.5/VRF5.0(5.08)	MA2.5I/H5.08
间距	PITCH ▸	5.00mm 5.08mm	7.62mm	5.00mm 5.08mm	5.00mm 5.08mm	5.08mm
极数	POLES ▸	2P-24P	2P-24P	2P-24P	2P-24P	2P-24P
定额	RATED ▸	300V/18A	300V/18A	300V/18A	300V/18A	300V/18A
线径	WIRE ▸	30-12AWG	30-12AWG	30-12AWG	30-12AWG	30-12AWG





		MA2.5I/F5.08	MA2.5I/N5.08	MA2.5CA/H5.0(5.08)	MA2.5CA/HF5.0(5.08)	MA2.5SP/H5.0
间距	PITCH ▸	5.08mm	5.08mm	5.00mm 5.08mm	5.00mm 5.08mm	5mm
极数	POLES ▸	2P-24P	2P-24P	2P-24P	2P-24P	2P-24P
定额	RATED ▸	300V/18A	300V/18A	300V/18A	300V/15A	300V/18A
线径	WIRE ▸	30-12AWG	30-12AWG	30-14AWG	30-12AWG	24-12AWG





		▪ MA2.5SP/HF5.0	▪ MA2.5CGI/5.0	▪ MA2.5CGI/HF5.0	▪ MA2.5CG/5.0	▪ MA2.5CG/HF5.0
间距	PITCH ▸	5mm	5mm	5mm	5mm	5mm
极数	POLES ▸	2P-24P	2P-24P	2P-24P	2P-24P	2P-24P
定额	RATED ▸	300V/18A	250V/12A	250V/12A	250V/12A	250V/12A
线径	WIRE ▸	24-12AWG	28-12AWG	28-12AWG	28-12AWG	28-12AWG







		▪ MA2.5CG/5.0-M1	▪ MA2.5CG/HF5.0-M1	▪ MB1.5/H3.5(3.81)	▪ MB1.5/HF3.5(3.81)	▪ MB1.5/V3.5(3.81)
间距	PITCH ▸	5mm	5mm	3.50mm 3.81mm	3.50mm 3.81mm	3.50mm 3.81mm
极数	POLES ▸	2P-24P	2P-24P	2P-24P	2P-24P	2P-24P
定额	RATED ▸	250V/12A	250V/12A	300V/8A	300V/8A	300V/8A
线径	WIRE ▸	28-12AWG	28-12AWG			





		▪ MB1.5/VF3.5(3.81)	▪ MB1.5H/H3.81	▪ MB1.5H/V3.81	▪ MB1.5H/VF3.81	▪ MB2.5/H5.0(5.08)
间距	PITCH ▸	3.50mm 3.81mm	3.81mm	3.81mm	3.81mm	5.00mm 5.08mm
极数	POLES ▸	2P-24P	2P-24P	2P-24P	2P-24P	2P-24P
定额	RATED ▸	300V/8A	300V/8A	300V/8A	300V/8A	300V/18A
线径	WIRE ▸					







		▪ MB2.5/H7.62	▪ MB2.5/V5.0(5.08)	▪ MB2.5/V7.62	▪ MB2.5/HC5.0(5.08)	▪ MB2.5/HC7.62
间距	PITCH ▸	7.62mm	5.00mm 5.08mm	7.62mm	5.00mm 5.08mm	7.62mm
极数	POLES ▸	2P-24P	2P-24P	2P-24P	2P-24P	2P-24P
定额	RATED ▸	300V/18A	300V/18A	300V/18A	300V/18A	300V/18A
线径	WIRE ▸					

Printed Circute Board Terminal Blocks
PCB接线端子





		▪ MB2.5/VC5.0(5.08)	▪ MB2.5/VC7.62	▪ MB2.5/HF5.0(5.08)	▪ MB2.5/HF7.62	▪ MB2.5/VF5.0(5.08)
间距	PITCH ▸	5.00mm 5.08mm	7.62mm	5.00mm 5.08mm	7.62mm	5.00mm 5.08mm
极数	POLES ▸	2P-24P	2P-24P	2P-24P	2P-24P	2P-24P
定额	RATED ▸	300V/18A	300V/18A	300V/18A	300V/18A	300V/18A
线径	WIRE ▸					







		▪ MB2.5/VF7.62	▪ MB2.5I/H5.08	▪ MB2.5I/V5.08	▪ MB2.5I/HF5.08	▪ MB2.5I/VF5.08
间距	PITCH ▸	7.62mm	5.08mm	5.08mm	5.08mm	5.08mm
极数	POLES ▸	2P-24P	2P-24P	2P-24P	2P-24P	2P-24P
定额	RATED ▸	300V/18A	300V/18A	300V/18A	300V/18A	300V/18A
线径	WIRE ▸					





		▪ PM-MB2.5/HF5.08	▪ MAP1.5/V3.5	▪ MAP1.5/V5.0	▪ MBP1.0/3.5	▪ MBP1.3/5.0
间距	PITCH ▸	5.08mm	3.50mm	5.00mm	3.5mm	5.00mm
极数	POLES ▸	2P-24P	2P-24P	2P-24P	2P-24P	2P-24P
定额	RATED ▸	300V/18A	300V/8A	300V/10A	300V/10A	300V/18A
线径	WIRE ▸		28-16AWG	24-14AWG		







		▪ BU7.62/H	▪ BU7.62/HR	▪ BU7.62/VL	▪ BU7.62T/VL	▪ BU7.62D/H
间距	PITCH ▸	7.62mm	7.62mm	7.62mm	7.62mm	7.62mm
极数	POLES ▸	2P-24P	2P-24P	2P-24P	2P-24P	2P-24P
定额	RATED ▸	300V/10A	300V/10A	300V/10A	300V/10A	300V/10A
线径	WIRE ▸	22-14AWG	22-14AWG	22-14AWG	22-14AWG	22-14AWG





		▪ BU8.255/H	▪ BU8.255/HR	▪ BU8.255/HE	▪ BU8.255/VL	▪ BU8.255F/H
间距	PITCH ▸	8.255 mm	8.255 mm	8.255 mm	8.255 mm	8.255 mm
极数	POLES ▸	2P-24P	2P-24P	2P-24P	2P-24P	2P-24P
定额	RATED ▸	300V/20A	300V/20A	300V/20A	300V/20A	300V/20A
线径	WIRE ▸	22-14AWG	22-14AWG	22-14AWG	22-14AWG	22-14AWG





		▪ BU8.255F/HR	▪ BU8.255F/HE	▪ BU8.255F/VL	▪ BU9.525/H	▪ BU9.525/HR
间距	PITCH ▸	8.255 mm	8.255 mm	8.255 mm	9.525mm	9.525mm
极数	POLES ▸	2P-24P	2P-24P	2P-24P	2P-24P	2P-24P
定额	RATED ▸	300V/20A	300V/20A	300V/20A	300V/25A	300V/25A
线径	WIRE ▸	22-14AWG	22-14AWG	22-14AWG	22-12AWG	22-12AWG





		▪ BU9.525/HE	▪ BU9.525/VL	▪ BU9.525F/H	▪ BU9.525F/HR	▪ BU9.525F/HE
间距	PITCH ▸	9.525mm	9.525mm	9.525mm	9.525mm	9.525mm
极数	POLES ▸	2P-24P	2P-24P	2P-24P	2P-24P	2P-24P
定额	RATED ▸	300V/25A	300V/25A	300V/25A	300V/25A	300V/25A
线径	WIRE ▸	22-12AWG	22-12AWG	22-12AWG	22-12AWG	22-12AWG





		▪ BU9.525F/VL	▪ BU9.525T/HR	▪ BU9.525T/VB	▪ BU9.52TF/HR	▪ BU9.525TF/VB
间距	PITCH ▸	9.525mm	9.525mm	9.525mm	9.525mm	9.525mm
极数	POLES ▸	2P-24P	2P-24P	2P-24P	2P-24P	2P-24P
定额	RATED ▸	300V/25A	300V/25A	300V/25A	300V/25A	300V/25A
线径	WIRE ▸	22-12AWG	22-12AWG	22-12AWG	22-12AWG	22-12AWG

Printed Circute Board Terminal Blocks
PCB接线端子





		BU9.525D/H	BU10/H	BU10/HR	BU10/HE	BU10/VL
间距	PITCH ▸	9.525mm	10.0mm	10.0mm	10.0mm	10.0mm
极数	POLES ▸	2P-24P	2P-24P	2P-24P	2P-24P	2P-24P
定额	RATED ▸	300V/15A	300V/25A	300V/25A	300V/25A	300V/25A
线径	WIRE ▸	22-12AWG	22-12AWG	22-12AWG	22-14AWG	22-12AWG





		BU10F/H	BU10F/HR	BU10F/HE	BU10F/VL	BU13C/H
间距	PITCH ▸	10.0mm	10.0mm	10.0mm	10.0mm	13.0mm
极数	POLES ▸	2P-24P	2P-24P	2P-24P	2P-24P	2P-24P
定额	RATED ▸	300V/25A	300V/25A	300V/25A	300V/25A	600V/40A
线径	WIRE ▸	22-12AWG	22-12AWG	22-12AWG	22-12AWG	18-10AWG





		BU13C/HR	BU13C/HE	BU13C/VL	BU13CF/H	BU13CF/HR
间距	PITCH ▸	13.0mm	13.0mm	13.0mm	13.0mm	13.0mm
极数	POLES ▸	2P-24P	2P-24P	2P-24P	2P-24P	2P-24P
定额	RATED ▸	600V/40A	600V/40A	600V/40A	600V/40A	600V/40A
线径	WIRE ▸	18-10AWG	18-10AWG	18-10AWG	18-10AWG	18-10AWG




		BU13CF/HE	BU13CF/VL	BU16/HD	XH-YB18
间距	PITCH ▸	13.0mm	13.0mm	16.00mm	3.0mm
极数	POLES ▸	2P-24P	2P-24P	2P-24P	9P
定额	RATED ▸	600V/40A	600V/40A	600V/40A	60V/2A
线径	WIRE ▸	18-10AWG	18-10AWG	24-10AWG	

Industrial Distribution Terminal Blocks
工业配电接线端子

▪ JUT1-1.5

厚/宽 高/ 高 4.2/42.5/42/47

Thickness/Width Height/ Height

	刚性导线 (mm²) Rigid cable	柔性导线 (mm²) Solf cable	I (A)	U (V)
AWG:26-16	0.14-1.5	0.14-1.5	17.5	500

IEC 60947-7-1



▪ JUT1-2.5B

厚/宽 高/ 高 6.2/42.5/42/47

Thickness/Width Height/ Height

	刚性导线 (mm²) Rigid cable	柔性导线 (mm²) Solf cable	I (A)	U (V)
AWG:24-12	0.2-4	0.2-2.5	32	690

IEC 60947-7-1



▪ JUT1-2.5

厚/宽 高/ 高 5.2/42.5/47/52

Thickness/Width Height/ Height

	刚性导线 (mm²) Rigid cable	柔性导线 (mm²) Solf cable	I (A)	U (V)
AWG:24-12	0.2-4	0.2-2.5	32	800

IEC 60947-7-1



▪ JUT1-4

厚/宽 高/ 高 6.2/42.5/47/52

Thickness/Width Height/ Height

	刚性导线 (mm²) Rigid cable	柔性导线 (mm²) Solf cable	I (A)	U (V)
AWG:24-10	0.2-6	0.2-4	41	800

IEC 60947-7-1



▪ JUT1-6

厚/宽 高/ 高 8.2/42.5/47/52

Thickness/Width Height/ Height

	刚性导线 (mm²) Rigid cable	柔性导线 (mm²) Solf cable	I (A)	U (V)
AWG:24-8	0.2-10	0.2-6	57	800

IEC 60947-7-1



▪ JUT1-10

厚/宽 高/ 高 10.2/42.5/47/52

Thickness/Width Height/ Height

	刚性导线 (mm²) Rigid cable	柔性导线 (mm²) Solf cable	I (A)	U (V)
AWG:20-6	0.5-16	0.5-10	76	800

IEC 60947-7-1



▪ JUT1-16

厚/宽 高/ 高 12.2/42.5/54/59

Thickness/Width Height/ Height

	刚性导线 (mm²) Rigid cable	柔性导线 (mm²) Solf cable	I (A)	U (V)
AWG:12-4	2.5-25	4-16	101	800

IEC 60947-7-1

▪ JUT1-35

厚/宽 高/ 高 15.2/50/62/67

Thickness/Width Height/ Height

	刚性导线 (mm²) Rigid cable	柔性导线 (mm²) Solf cable	I (A)	U (V)
AWG:18-0	0.75-50	0.75-35	150	1000

IEC 60947-7-1

▪ JUT1-50

厚/宽 高/ 高 20.2/71.3/77.2/82.4

Thickness/Width Height/ Height

	刚性导线 (mm²) Rigid cable	柔性导线 (mm²) Solf cable	I (A)	U (V)
AWG:6-0	16-50	25-50	150	1000

IEC 60947-7-1



▪ JUT1-95

厚/宽 高/ 高 26/83.6/91.60/97.40

Thickness/Width Height/ Height

	刚性导线 (mm²) Rigid cable	柔性导线 (mm²) Solf cable	I (A)	U (V)
AWG:4-000	25-95	35-95	232	1000

IEC 60947-7-1



▪ JUT1-150

厚/宽 高/ 高 31.6/101/112.5/118

Thickness/Width Height/ Height

	刚性导线 (mm²) Rigid cable	柔性导线 (mm²) Solf cable	I (A)	U (V)
AWG:2-300	35-150	50-150	309	1000

IEC 60947-7-1



▪ JUT1-240

厚/宽 高/ 高 36.6/102/126.4/131.9

Thickness/Width Height/ Height

	刚性导线 (mm²) Rigid cable	柔性导线 (mm²) Solf cable	I (A)	U (V)
AWG:00-500	70-240	70-240	415	1000

IEC 60947-7-1



▪ JUT1-1.5PE

厚/宽 高/ 高 4.2/42.5/42/47

Thickness/Width Height/ Height

	刚性导线 (mm²) Rigid cable	柔性导线 (mm²) Solf cable	I (A)
AWG:26-16	0.14-1.5	0.14-1.5	17.5

IEC 60947-7-1



▪ JUT1-2.5B/PE

厚/宽 高/ 高 6.2/42.5/42/47

Thickness/Width Height/ Height

	刚性导线 (mm²) Rigid cable	柔性导线 (mm²) Solf cable	I (A)
AWG:24-12	0.2-4	0.2-2.5	32

IEC 60947-7-1



▪ JUT1-2.5PE

厚/宽 高/ 高 5.2/42.5/47/52

Thickness/Width Height/ Height

	刚性导线 (mm²) Rigid cable	柔性导线 (mm²) Solf cable	I (A)
AWG:24-12	0.2-4	0.2-2.5	32

IEC 60947-7-1



▪ JUT1-4PE

厚/宽 高/ 高 6.2/42.5/47/52

Thickness/Width Height/ Height

	刚性导线 (mm²) Rigid cable	柔性导线 (mm²) Solf cable	I (A)
AWG:24-10	0.2-6	0.2-4	41

IEC 60947-7-1

Industrial Distribution Terminal Blocks
工业配电接线端子

▪ JUT1-6PE

厚/宽 高/ 高 8.2/42.5/47/52

Thickness/Width Height/ Height

	刚性导线（mm²） Rigid cable	柔性导线（mm²） Solf cable	I (A)
AWG:24-8	0.2-10	0.2-6	57

IEC 60947-7-1

▪ JUT1-10PE

厚/宽 高/ 高 10.2/42.5/47/52

Thickness/Width Height/ Height

	刚性导线（mm²） Rigid cable	柔性导线（mm²） Solf cable	I (A)
AWG:20-6	0.5-16	0.5-10	76

IEC 60947-7-1

▪ JUT1-16PE

厚/宽 高/ 高 12.2/42.5/54/59

Thickness/Width Height/ Height

	刚性导线（mm²） Rigid cable	柔性导线（mm²） Solf cable	I (A)
AWG:12-4	2.5-25	4-16	101

IEC 60947-7-1

▪ JUT1-35PE

厚/宽 高/ 高 15.2/50/62/67

Thickness/Width Height/ Height

	刚性导线（mm²） Rigid cable	柔性导线（mm²） Solf cable	I (A)
AWG:18-0	0.75-50	0.75-35	150

IEC 60947-7-1

▪ JUT1-50PE

厚/宽 高/ 高 20/70.5/83.5/81.5

Thickness/Width Height/ Height

	刚性导线（mm²） Rigid cable	柔性导线（mm²） Solf cable	I (A)
AWG:6-0	16-50	25-50	150

IEC 60947-7-1



▪ JUT1-16B

厚/宽 高/ 高 12.2/42.5/47/52

Thickness/Width Height/ Height

	刚性导线（mm²） Rigid cable	柔性导线（mm²） Solf cable	I (A)	U (V)
AWG:12-4	2.5-25	4-16	101	400

IEC 60947-7-1



▪ JUT1-35B

厚/宽 高/ 高 15.2/56/52/57

Thickness/Width Height/ Height

	刚性导线（mm²） Rigid cable	柔性导线（mm²） Solf cable	I (A)	U (V)
AWG:18-0	0.75-35	0.75-35	125	800

IEC 60947-7-1

▪ JUT1-16B/PE

厚/宽 高/ 高 12.2/42.5/47/52

Thickness/Width Height/ Height

	刚性导线（mm²） Rigid cable	柔性导线（mm²） Solf cable	I (A)
AWG:12-4	2.5-25	4-16	101

IEC 60947-7-1



▪ JUT1-35B/PE

厚/宽 高/ 高 15.2/55/51/56

Thickness/Width Height/ Height

	刚性导线（mm²） Rigid cable	柔性导线（mm²） Solf cable	I (A)
AWG:18-0	0.75-35	0.75-35	125

IEC 60947-7-1

双层接线端子Double-layer type wiring terminal

▪ JUT1-2.5/2

厚/宽 高/ 高 5.2/56/62/67

Thickness/Width Height/ Height

	刚性导线（mm²） Rigid cable	柔性导线（mm²） Solf cable	I (A)	U (V)
AWG:24-12	0.2-4	0.2-2.5	32	500

IEC 60947-7-1

双层互连接线端子Double-layer interconnection terminal



▪ JUT1-2.5/2L

厚/宽 高/ 高 5.2/56/62/67

Thickness/Width Height/ Height

	刚性导线（mm²） Rigid cable	柔性导线（mm²） Solf cable	I (A)	U (V)
AWG:24-12	0.2-4	0.2-2.5	32	500

IEC 60947-7-1

双层接线端子Double-layer type wiring terminal



▪ JUT1-4/2

厚/宽 高/ 高 6.2/56/62/67

Thickness/Width Height/ Height

	刚性导线（mm²） Rigid cable	柔性导线（mm²） Solf cable	I (A)	U (V)
AWG:24-12	0.2-4	0.2-4	41	500

IEC 60947-7-1



▪ JUT1-4/2L

厚/宽 高/ 高 6.2/56/62/67

Thickness/Width Height/ Height

	刚性导线（mm²） Rigid cable	柔性导线（mm²） Solf cable	I (A)	U (V)
AWG:24-12	0.2-4	0.2-4	41	500

IEC 60947-7-1

上下层均可桥接Could bridge-connected at upper or lower layer



▪ JUT1-2.5/2Q

厚/宽 高/ 高 5.2/67/62/67

Thickness/Width Height/ Height

	刚性导线（mm²） Rigid cable	柔性导线（mm²） Solf cable	I (A)	U (V)
AWG:24-12	0.2-4	0.2-2.5	32	500

IEC 60947-7-1

上下层均可桥接Could bridge-connected at upper or lower layer



▪ JUT1-4/2Q

厚/宽 高/ 高 6.2/67/62/67

Thickness/Width Height/ Height

	刚性导线（mm²） Rigid cable	柔性导线（mm²） Solf cable	I (A)	U (V)
AWG:24-12	0.2-4	0.2-4	41	500

IEC 60947-7-1

保险丝型接线端子Fuse-type wiring terminal



▪ JUT1-4RD

厚/宽 高/ 高 8.2/72.5/56.5/61.5

Thickness/Width Height/ Height

适用于G型保险丝规格G type fuse specification 5 x 25

	刚性导线（mm²） Rigid cable	柔性导线（mm²） Solf cable
AWG:24-12	0.2-4	0.2-4

IEC 60947-7-1

螺帽式保险丝端子Nut fuse-type terminal

▪ JUT1-10RD

厚/宽 高/ 高 12/62/59/64

Thickness/Width Height/ Height

适用于G型保险丝规格G type fuse specification 5 x 20

	刚性导线（mm²） Rigid cable	柔性导线（mm²） Solf cable
AWG:20-6	0.5-16	0.5-10

IEC 60947-7-1

二进二出接线端子Two-in two-out wiring terminal



▪ JUT1-4/2-2

厚/宽 高/ 高 6.2/63.5/47/52

Thickness/Width Height/ Height

	刚性导线（mm²） Rigid cable	柔性导线（mm²） Solf cable	I (A)	U (V)
AWG:24-12	0.2-4	0.2-4	32	690

IEC 60947-7-1

一进二出接线端子Two-in two-out wiring terminal



▪ JUT1-4/1-2

厚/宽 高/ 高 6.2/50.5/47/52

Thickness/Width Height/ Height

	刚性导线（mm²） Rigid cable	柔性导线（mm²） Solf cable	I (A)	U (V)
AWG:24-12	0.2-4	0.2-4	32	500

IEC 60947-7-1

直角型接线端子Right-angle wiring terminal

▪ JUT1-50T

厚/宽/高 18.8/66/91.5

Thickness/Width/Height

	刚性导线（mm²） Rigid cable	柔性导线（mm²） Solf cable	I (A)	U (V)
AWG:6-0	16-50	25-50	150	1000

IEC 60947-7-1

二进二出接地端子Two-in two-out landing terminal



▪ JUT1-4/2-2PE

厚/宽 高/ 高 6.2/63.5/47/52

Thickness/Width Height/ Height

	刚性导线（mm²） Rigid cable	柔性导线（mm²） Solf cable	I (A)
AWG:24-12	0.2-4	0.2-4	32

IEC 60947-7-1

一进二出接地端子One-in two-out landing terminal



▪ JUT1-4/1-2PE

厚/宽 高/ 高 6.2/50.5/47/52

Thickness/Width Height/ Height

	刚性导线（mm²） Rigid cable	柔性导线（mm²） Solf cable	I (A)
AWG:24-12	0.2-4	0.2-4	32

IEC 60947-7-1

双进双出开关型接线端子
Two-in two-out switch-type wiring terminal

▪ JUT1-4/2-2K

厚/宽 高/ 高 6.2/63.5/47/52

Thickness/Width Height/ Height

	刚性导线（mm²） Rigid cable	柔性导线（mm²） Solf cable	I (A)	U (V)
AWG:24-12	0.2-4	0.2-4	16	690

IEC 60947-7-1

开关型接线端子Switch-type wiring terminal

▪ JUT1-4K

厚/宽 高/ 高 6.2/51/58.5/63.5

Thickness/Width Height/ Height

	刚性导线（mm²） Rigid cable	柔性导线（mm²） Solf cable	I (A)	U (V)
AWG:24-12	0.2-4	0.2-4	16	800

IEC 60947-7-1



▪ JUT1-2.5S

厚/宽 高/ 高 8.2/61/58.5/63.5

Thickness/Width Height/ Height

	刚性导线（mm²） Rigid cable	柔性导线（mm²） Solf cable	I (A)	U (V)
AWG:20-8	0.5-10	0.5-6	57	500

IEC 60947-7-1



▪ JUT1-10S

厚/宽 高/ 高 10.2/61/58.5/63.5

Thickness/Width Height/ Height

	刚性导线（mm²） Rigid cable	柔性导线（mm²） Solf cable	I (A)	U (V)
AWG:24-12	0.5-16	0.5-10	76	500

IEC 60947-7-1

▪ JUT1-6S

厚/宽 高/ 高 8.2/72/51.5/56.5

Thickness/Width Height/ Height

	刚性导线（mm²） Rigid cable	柔性导线（mm²） Solf cable	I (A)	U (V)
AWG:20-8	0.5-10	0.5-6	57	400

IEC 60947-7-1

▪ JUT1-2.5E

厚/宽 高 5.2/28/32

Thickness/Width Height

	刚性导线（mm²） Rigid cable	柔性导线（mm²） Solf cable	I (A)	U (V)
AWG:24-12	0.2-4	0.2-2.5	32	500

IEC 60947-7-1

▪ JUT1-4E

厚/宽 高 6.2/28/32

Thickness/Width Height

	刚性导线（mm²） Rigid cable	柔性导线（mm²） Solf cable	I (A)	U (V)
AWG:24-10	0.2-6	0.2-4	41	500

IEC 60947-7-1

▪ JUT1-6E

厚/宽 高 5.2/32/36

Thickness/Width Height

	刚性导线（mm²） Rigid cable	柔性导线（mm²） Solf cable	I (A)	U (V)
AWG:24-10	0.5-10	0.5-6	57	500

IEC 60947-7-1

小型接地端子Miniature landing terminal

▪ JUT1-2.5E/PE

厚/宽 高 5.2/28/32

Thickness/Width Height

	刚性导线（mm²） Rigid cable	柔性导线（mm²） Solf cable	I (A)
AWG:24-12	0.2-4	0.2-2.5	32

IEC 60947-7-1

小型接地端子Miniature landing terminal

▪ JUT1-4E/PE

厚/宽 高 6.2/28/32

Thickness/Width Height

	刚性导线（mm²） Rigid cable	柔性导线（mm²） Solf cable	I (A)
AWG:24-10	0.2-4	0.2-2.5	32

IEC 60947-7-1

Industrial Distribution Terminal Blocks
工业配电接线端子

小型接地端子Miniature landing terminal

▪ JUT1-6E/PE

厚/宽 高			8.2/35/36
Thickness/Width Height			
	刚性导线 (mm²)	柔性导线 (mm²)	I
	Rigid cable	Solf cable	(A)
AWG:24-8	0.5-10	0.5-6	32
IEC 60947-7-1			



▪ JUT2-2.5

厚/宽 高/ 高		6.2/41.5/42.5/47
Thickness/Width Height/ Height		
额定截面	I	U
Rated section:2.5mm²	(A)	(V)
AWG:24-12	24	800
IEC 60947-7-1		



▪ JUT2-4

厚/宽 高/ 高		6.5/42/47.5/52
Thickness/Width Height/ Height		
额定截面	I	U
Rated section:4mm²	(A)	(V)
AWG:24-14	32	800
IEC 60947-7-1		



▪ JUT2-6

厚/宽 高/ 高		8/42/47.5/52
Thickness/Width Height/ Height		
额定截面	I	U
Rated section:6mm²	(A)	(V)
AWG:24-10	41	800
IEC 60947-7-1		



▪ JUT2-10

厚/宽 高/ 高		10/42/47.5/52
Thickness/Width Height/ Height		
额定截面	I	U
Rated section:10mm²	(A)	(V)
AWG:20-6	57	800
IEC 60947-7-1		



▪ JUT2-16

厚/宽 高/ 高		12/50/53.5/58
Thickness/Width Height/ Height		
额定截面	I	U
Rated section:16mm²	(A)	(V)
AWG:12-4	76	800
IEC 60947-7-1		



▪ JUT2-35

厚/宽 高/ 高		18/58/63.5/68
Thickness/Width Height/ Height		
额定截面	I	U
Rated section:35mm²	(A)	(V)
AWG:18-0	125	800
IEC 60947-7-1		

▪ JUT2-70

厚/宽 高/ 高		22/75/87/92.5
Thickness/Width Height/ Height		
额定截面	I	U
Rated section:70mm²	(A)	(V)
AWG:2-0	192	800
IEC 60947-7-1		

双层接线端子Double-layer wiring terminal

▪ JUT2-4/2

厚/宽 高		6/54/60
Thickness/Width Height		
额定截面	I	U
Rated section:4mm²	(A)	(V)
AWG:24-10	2 x 32	500
IEC 60947-7-1		

双层互连接线端子
Double-layer interconnection terminal



▪ JUT2-4/2L

厚/宽 高		6/54/60
Thickness/Width Height		
额定截面	I	U
Rated section:4mm²	(A)	(V)
AWG:24-10	32	500
IEC 60947-7-1		

悬臂分断式保险丝型接线端子
bracket broken fuse type of wiring terminal

▪ JUT2-4RD

厚/宽 高/ 高		8/58/44/45.5
Thickness/Width Height/ Height		
G型保险丝规格G type fuse specification		5 x 25
额定截面		U
Rated section:4mm²		(V)
AWG:24-10		AC 500
IEC 60947-7-1		

螺帽式保险丝型接线端子
nut fuse-type wiring terminal



▪ JUT2-10RD

厚/宽 高		13/54/53
Thickness/Width Height		
G型保险丝规格G type fuse specification		5 x 20
额定截面		U
Rated section:10mm²		(V)
AWG:20-6		AC 500
IEC 60947-7-1		

试验型接线端子Test type terminal

▪ JUT2-6S1

厚/宽 高		8/65/48.2
Thickness/Width Height		
额定截面	I	U
Rated section:6mm²	(A)	(V)
AWG:24-8	41	500
IEC 60947-7-1		

开关型接线端子Switch type terminal

▪ JUT2-4K

厚/宽 高		6.5/46/38
Thickness/Width Height		
额定截面	I	U
Rated section:4mm²	(A)	(V)
AWG:24-10	10	250
IEC 60947-7-1		

小型接线端子Miniature wiring terminal series

▪ JUT2-2.5E

厚/宽 高		5/22.5/25
Thickness/Width Height		
额定截面		U
Rated section:2.5mm²		(V)
AWG:24-12		380
IEC 60947-7-1		



▪ JUT2-2.5PE

厚/宽 高		6.2/40.2/41.5
Thickness/Width Height		
额定截面		I
Rated section:2.5mm²		(A)
AWG:24-12		24
IEC 60947-7-1		



▪ JUT2-4PE

厚/宽 高		6.5/40.2/47.5
Thickness/Width Height		
额定截面	I	
Rated section:4mm²	(A)	
AWG:24-8	32	
IEC 60947-7-1		



▪ JUT2-6PE

厚/宽 高		8/40.5/47.5
Thickness/Width Height		
额定截面	I	
Rated section:6mm²	(A)	
AWG:24-8	41	
IEC 60947-7-1		

▪ JUT2-10PE

厚/宽 高		10/40.5/47.5
Thickness/Width Height		
额定截面	I	
Rated section:10mm²	(A)	
AWG:20-6	57	
IEC 60947-7-1		



▪ JUT2-16PE

厚/宽 高		12/50/56
Thickness/Width Height		
额定截面	I	
Rated section:16mm²	(A)	
AWG:12-4	76	
IEC 60947-7-1		

▪ JUT2-35PE

厚/宽 高		18/58/63.5
Thickness/Width Height		
额定截面	I	
Rated section:35mm²	(A)	
AWG:18-0	125	
IEC 60947-7-1		

▪ JUT2-70PE

厚/宽 高		22/75.5/80
Thickness/Width Height		
额定截面	I	
Rated section:70mm²	(A)	
AWG:2-0	192	
IEC 60947-7-1		



▪ JUT3-1.5

厚/宽 高				4.2/48.5/36.5
Thickness/Width Height				
	刚性导线 (mm²)	柔性导线 (mm²)	I	U
	Rigid cable	Solf cable	(A)	(V)
AWG:26-16	0.14-2.5	0.14-1.5	17.5	500
IEC 60947-7-1				



▪ JUT3-2.5

厚/宽 高				5.2/48.5/36.5
Thickness/Width Height				
	刚性导线 (mm²)	柔性导线 (mm²)	I	U
	Rigid cable	Solf cable	(A)	(V)
AWG:24-12	0.2-4	0.2-2.5	31	800
IEC 60947-7-1				



▪ JUT3-4

厚/宽 高				6.2/56/36.5
Thickness/Width Height				
	刚性导线 (mm²)	柔性导线 (mm²)	I	U
	Rigid cable	Solf cable	(A)	(V)
AWG:24-10	0.5-6	0.5-4	41	800
IEC 60947-7-1				



▪ JUT3-6

厚/宽 高				8.2/65.5/43.5
Thickness/Width Height				
	刚性导线 (mm²)	柔性导线 (mm²)	I	U
	Rigid cable	Solf cable	(A)	(V)
AWG:24-8	0.5-10	0.5-6	57	800
IEC 60947-7-1				



▪ JUT3-1.5/1-2

厚/宽 高				4.2/60.5/36.5
Thickness/Width Height				
	刚性导线 (mm²)	柔性导线 (mm²)	I	U
	Rigid cable	Solf cable	(A)	(V)
AWG:26-16	0.14-2.5	0.14-1.5	7.5	500
IEC 60947-7-1				



▪ JUT3-2.5/1-2

厚/宽 高				5.2/60.5/36.5
Thickness/Width Height				
	刚性导线 (mm²)	柔性导线 (mm²)	I	U
	Rigid cable	Solf cable	(A)	(V)
AWG:24-12	0.2-4	0.2-2.5	31	800
IEC 60947-7-1				



▪ JUT3-4/1-2

厚/宽 高				6.2/71.5/36.5
Thickness/Width Height				
	刚性导线 (mm²)	柔性导线 (mm²)	I	U
	Rigid cable	Solf cable	(A)	(V)
AWG:24-10	0.5-6	0.5-4	41	800
IEC 60947-7-1				



▪ JUT3-1.5/2-2

厚/宽 高				4.2/72/36.5
Thickness/Width Height				
	刚性导线 (mm²)	柔性导线 (mm²)	I	U
	Rigid cable	Solf cable	(A)	(V)
AWG:26-16	0.14-2.5	0.14-1.5	17.5	500
IEC 60947-7-1				



▪ JUT3-2.5/2-2

厚/宽 高				5.2/72/36.5
Thickness/Width Height				
	刚性导线 (mm²)	柔性导线 (mm²)	I	U
	Rigid cable	Solf cable	(A)	(V)
AWG:24-12	0.2-4	0.2-2.5	30	800
IEC 60947-7-1				



▪ JUT3-4/2-2

厚/宽 高				6.2/87/36.5
Thickness/Width Height				
	刚性导线 (mm²)	柔性导线 (mm²)	I	U
	Rigid cable	Solf cable	(A)	(V)
AWG:24-10	0.5-6	0.5-4	40	800
IEC 60947-7-1				

Industrial Distribution Terminal Blocks
工业配电接线端子

▪ JUT3-1.5/2

厚/宽 高 4.2/67.5/47.5

Thickness/Width Height

	刚性导线 (mm²) Rigid cable	柔性导线 (mm²) Solf cable	I (A)	U (V)
AWG:26-16	0.14-2.5	0.14-1.5	17.5	500
IEC 60947-7-1				



▪ JUT3-2.5/2

厚/宽 高 5.2/67.5/47.5

Thickness/Width Height

	刚性导线 (mm²) Rigid cable	柔性导线 (mm²) Solf cable	I (A)	U (V)
AWG:24-12	0.2-4	0.2-2.5	24	500
IEC 60947-7-1				



▪ JUT3-4/2

厚/宽 高 6.2/83.5/47.5

Thickness/Width Height

	刚性导线 (mm²) Rigid cable	柔性导线 (mm²) Solf cable	I (A)	U (V)
AWG:24-10	0.5-6	0.5-4	32	500
IEC 60947-7-1				



▪ JUT3-1.5F

厚/宽 高 5/25/17.2

Thickness/Width Height

	刚性导线 (mm²) Rigid cable	柔性导线 (mm²) Solf cable	I (A)	U (V)
AWG:24-10			18	400
IEC 60947-7-1				



▪ JUT3-1.5F/2

厚/宽 高 8/25/17.2

Thickness/Width Height

	刚性导线 (mm²) Rigid cable	柔性导线 (mm²) Solf cable	I (A)	U (V)
AWG:24-10			18	400
IEC 60947-7-1				

▪ JUT3-2.5F

厚/宽 高 6/28.4/18.2

Thickness/Width Height

	刚性导线 (mm²) Rigid cable	柔性导线 (mm²) Solf cable	I (A)	U (V)
AWG:18-12			24	500
IEC 60947-7-1				



▪ JUT3-2.5F/2

厚/宽 高 10/28.4/18.2

Thickness/Width Height

	刚性导线 (mm²) Rigid cable	柔性导线 (mm²) Solf cable	I (A)	U (V)
AWG:18-12			24	500
IEC 60947-7-1				



▪ JUT3-4F

厚/宽 高 7/33.5/23.2

Thickness/Width Height

	刚性导线 (mm²) Rigid cable	柔性导线 (mm²) Solf cable	I (A)	U (V)
AWG:18-10			24	690
IEC 60947-7-1				



▪ JUT3-4F/2

厚/宽 高 12/33.5/23.2

Thickness/Width Height

	刚性导线 (mm²) Rigid cable	柔性导线 (mm²) Solf cable	I (A)	U (V)
AWG:18-10			24	690
IEC 60947-7-1				



▪ JUT3-1.5W

厚/宽 高 30.5/4/42.5

Thickness/Width Height

	刚性导线 (mm²) Rigid cable	柔性导线 (mm²) Solf cable	I (A)	U (V)
AWG:18-10			18	800
IEC 60947-7-1				



▪ JUT3-2.5W

厚/宽 高/ 高 30.5/5/42.5

Thickness/Width Height/ Height

	刚性导线 (mm²) Rigid cable	柔性导线 (mm²) Solf cable	I (A)	U (V)
AWG:18-10			24	800
IEC 60947-7-1				



▪ JUT3-4W

厚/宽 高 30.5/6/42.5

Thickness/Width Height

	刚性导线 (mm²) Rigid cable	柔性导线 (mm²) Solf cable	I (A)	U (V)
AWG:18-10			32	800
IEC 60947-7-1				



▪ JUT3-6W

厚/宽 高 37/8/46.5

Thickness/Width Height

	刚性导线 (mm²) Rigid cable	柔性导线 (mm²) Solf cable	I (A)	U (V)
AWG:18-10			41	800
IEC 60947-7-1				



▪ JUT3-10W

厚/宽 高 41.5/10/52

Thickness/Width Height

	刚性导线 (mm²) Rigid cable	柔性导线 (mm²) Solf cable	I (A)	U (V)
AWG:18-10			57	800
IEC 60947-7-1				



▪ JUT3-1.5PE

厚/宽 高 4.2/48.5/36.5

Thickness/Width Height

	刚性导线 (mm²) Rigid cable	柔性导线 (mm²) Solf cable	I (A)
AWG:26-16	0.14-2.5	0.14-1.5	17.5
IEC 60947-7-1			



▪ JUT3-2.5PE

厚/宽 高 5.2/48.5/36.5

Thickness/Width Height

	刚性导线 (mm²) Rigid cable	柔性导线 (mm²) Solf cable	I (A)
AWG:24-12	0.2-4	0.2-2.5	31
IEC 60947-7-1			



JUT3-4PE

厚/宽 高 Thickness/Width Height			6.2/56/36.5
	刚性导线 (mm²) Rigid cable	柔性导线 (mm²) Solf cable	I (A)
AWG:24-10	0.5-6	0.5-4	41
IEC 947-7-1			



JUT3-6PE

厚/宽 高 Thickness/Width Height			8.2/65.5/43.5
	刚性导线 (mm²) Rigid cable	柔性导线 (mm²) Solf cable	I (A)
AWG:24-8	0.5-10	0.5-6	57
IEC 947-7-1			



JUT3-1.5/1-2PE

厚/宽 高 Thickness/Width Height			4.2/60.5/36.5
	刚性导线 (mm²) Rigid cable	柔性导线 (mm²) Solf cable	I (A)
AWG:26-16	0.14-2.5	0.14-1.5	17.5
IEC 947-7-1			



JUT3-2.5/1-2PE

厚/宽 高 Thickness/Width Height			5.2/60.5/36.5
	刚性导线 (mm²) Rigid cable	柔性导线 (mm²) Solf cable	I (A)
AWG:24-12	0.2-4	0.2-2.5	31
IEC 947-7-1			



JUT3-4/1-2PE

厚/宽 高 Thickness/Width Height			6.2/71.5/36.5
	刚性导线 (mm²) Rigid cable	柔性导线 (mm²) Solf cable	I (A)
AWG:24-10	0.5-6	0.5-4	41
IEC 947-7-1			



JUT3-1.5/1-2PE

厚/宽 高 Thickness/Width Height			4.2/72/36.5
	刚性导线 (mm²) Rigid cable	柔性导线 (mm²) Solf cable	I (A)
AWG:26-16	0.14-2.5	0.14-1.5	17.5
IEC 947-7-1			



JUT3-2.5/2-2PE

厚/宽 高 Thickness/Width Height			5.2/72/36.5
	刚性导线 (mm²) Rigid cable	柔性导线 (mm²) Solf cable	I (A)
AWG:24-12	0.2-4	0.2-2.5	30
IEC 947-7-1			



JUT3-4/2-2PE

厚/宽 高 Thickness/Width Height			6.2/87/36.5
	刚性导线 (mm²) Rigid cable	柔性导线 (mm²) Solf cable	I (A)
AWG:24-10	0.5-6	0.5-4	40
IEC 947-7-1			

通用型接线端子universal wiring terminal

JUT4-2.5

厚/宽 高 Thickness/Width Height			7/33.6/44.3	
	刚性导线 (mm²) Rigid cable	柔性导线 (mm²) Solf cable	I (A)	U (V)
AWG:20-12			25	600
IEC 60947-7-1				

通用型接线端子universal wiring terminal

JUT4-4

厚/宽 高 Thickness/Width Height			6.8/40.5/51.5	
	刚性导线 (mm²) Rigid cable	柔性导线 (mm²) Solf cable	I (A)	U (V)
AWG:20-8			36	600
IEC 60947-7-1				

通用型接线端子universal wiring terminal



JUT4-10

厚/宽 高 Thickness/Width Height			10.5/40.5/51.8	
	刚性导线 (mm²) Rigid cable	柔性导线 (mm²) Solf cable	I (A)	U (V)
AWG:20-8			48	600
IEC 60947-7-1				

通用型接线端子universal wiring terminal



JUT4-35

厚/宽 高 Thickness/Width Height			18/55/63	
	刚性导线 (mm²) Rigid cable	柔性导线 (mm²) Solf cable	I (A)	U (V)
AWG:4-2			115	600
IEC 60947-7-1				

增强型接线端子
Strengthened-type wiring terminal

JUT4-10C

厚/宽 高 Thickness/Width Height			10/52.7/57.7	
	刚性导线 (mm²) Rigid cable	柔性导线 (mm²) Solf cable	I (A)	U (V)
AWG:20-8			65	600
IEC 60947-7-1				

增强型接线端子
Strengthened-type wiring terminal

JUT4-2.5T

厚/宽 高 Thickness/Width Height			7/33.6/44.3	
	刚性导线 (mm²) Rigid cable	柔性导线 (mm²) Solf cable	I (A)	U (V)
AWG:20-12			25	600
IEC 60947-7-1				

增强型接线端子
Strengthened-type wiring terminal



JUT4-4T

厚/宽 高 Thickness/Width Height			6.8/40.5/51.5	
	刚性导线 (mm²) Rigid cable	柔性导线 (mm²) Solf cable	I (A)	U (V)
AWG:20-8			36	600
IEC 60947-7-1				

增强型接线端子
Strengthened-type wiring terminal

JUT4-10T

厚/宽 高 Thickness/Width Height			10.5/40.5/51.8	
	刚性导线 (mm²) Rigid cable	柔性导线 (mm²) Solf cable	I (A)	U (V)
AWG:20-8			48	600
IEC 60947-7-1				

Industrial Distribution Terminal Blocks
工业配电接线端子

微型接线端子mini wiring terminal

JUT4B-4W

厚/宽 高				6.8/26.3/32
Thickness/Width Height				
	刚性导线 (mm²)	柔性导线 (mm²)	I	U
	Rigid cable	Solf cable	(A)	(V)
AWG:20-8			36	600
IEC 60947-7-1				

实验型接线端子

JUT4-10S

厚/宽 高				12/66/54
Thickness/Width Height				
	刚性导线 (mm²)	柔性导线 (mm²)	I	U
	Rigid cable	Solf cable	(A)	(V)
AWG:20-8			25	600
IEC 60947-7-1				

熔断器型接线端子

JUT4-10RD

厚/宽 高/ 高				13/54/53
Thickness/Width Height/ Height				
	刚性导线 (mm²)	柔性导线 (mm²)	I	U
	Rigid cable	Solf cable	(A)	(V)
AWG:24-10	0.5-6	0.5-4	41	800
IEC 60947-7-1				

基座型二位接线端子base-type two-bit terminal

JUT4B-4/2

厚/宽 高				22/21/21
Thickness/Width Height				
	刚性导线 (mm²)	柔性导线 (mm²)	I	U
	Rigid cable	Solf cable	(A)	(V)
AWG:20-8			36	600
IEC 60947-7-1				

基座型三位接线端子base-type three-bit terminal

JUT4B-4/3

厚/宽 高				33/21/21
Thickness/Width Height				
	刚性导线 (mm²)	柔性导线 (mm²)	I	U
	Rigid cable	Solf cable	(A)	(V)
AWG:20-8			36	600
IEC 60947-7-1				

基座型五位接线端子base-type five-bit terminal

JUT4B-4/5

厚/宽 高				55/21/21
Thickness/Width Height				
	刚性导线 (mm²)	柔性导线 (mm²)	I	U
	Rigid cable	Solf cable	(A)	(V)
AWG:20-8			57	800
IEC 60947-7-1				

基座型十二位接线端子
base-type two-bit terminal

JUT4B-4/12

厚/宽 高				132/21/21
Thickness/Width Height				
	刚性导线 (mm²)	柔性导线 (mm²)	I	U
	Rigid cable	Solf cable	(A)	(V)
AWG:20-8			36	600
IEC 60947-7-1				

六位接线端子SIX-bit wining terminal

JUT4BP-4/6

厚/宽 高				57/21/21
Thickness/Width Height				
	刚性导线 (mm²)	柔性导线 (mm²)	I	U
	Rigid cable	Solf cable	(A)	(V)
AWG:20-8			57	800
IEC 60947-7-1				

十位接线端子ten-bit wiring terminal

JUT4B-4/10

厚/宽 高				81/21/21
Thickness/Width Height				
	刚性导线 (mm²)	柔性导线 (mm²)	I	U
	Rigid cable	Solf cable	(A)	(V)
AWG:20-8			36	600
IEC 60947-7-1				

十二位接线端子twelve-bit wiring terminal



JUT4B-4/12

厚/宽 高				93/21/21
Thickness/Width Height				
	刚性导线 (mm²)	柔性导线 (mm²)	I	U
	Rigid cable	Solf cable	(A)	(V)
AWG:20-8			57	800
IEC 60947-7-1				

UDB1-25

间距	N/A
极数	1P
定额	690V/101A
线径	2-6AWG

UDB1-35/25

间距	N/A
极数	Free Assembly On Din-rail
定额	690V/125A
线径	1-4AWG

▪ E/1E



▪ E/1



▪ E/1B

▪ E/1A

▪ E/2

▪ NS35/7.5 (steel)

▪ NS35/7.5 (Aluminum)

▪ NS32/7.5 (Aluminum)

▪ NS32/7.5 (steel)

▪ NS15/5.5 (steel)

▪ E/3



▪ E/4

Button And Indicator Light Series
按钮、信号灯系列

LA110-A1


LA110-A1-01


LA110-A1-10M


LA110-A1-10X


LA110-A1-10CX


LA110-A1-10Y


LA110-A1-01Z


LA110-A1-01ZY


LA110-A1-10D


LA110-A1-01MD


LA110-A1-11RD

LA110-A2


LA110-A2-01


LA110-A2-01M


LA110-A2-10X


LA110-A2-10CX


LA110-A2-10Y


LA110-A2-01Z


LA110-A2-01ZY


LA110-A2-10D


LA110-A2-10MD


LA110-A2-11RD

LA110-B2


LA110-B2-BA31


LA110-B2-BP42


LA110-B2-BA3311


LA110-B2-BL42


LA110-B2-BC21


LA110-B2-BS542


LA110-B2-BS142


LA110-B2-BT42


LA110-B2-BD21


LA110-B2-BJ21


LA110-B2-BG21


LA110-B2-BW3361


LA110-B2-BL8425


LA110-B2-BV63

Button And Indicator Light Series
按钮、信号灯系列

LA110-B4

LA110-B4-BA51	LA110-B4-BA3311	LA110-B4-BP51	LA110-B4-BL51	LA110-B4-BC42	LA110-B4-BS542	LA110-B4-BS142

LA110-B4-BT42	LA110-B4-BD21	LA110-B4-BJ21	LA110-B4-BG21	LA110-B4-BW8365	LA110-B4-BW34M5	LA110-B4-BV64

LA110-B5

LA110-B5-AA31	LA110-B5-AA4322	LA110-B5-AL31	LA110-B5-AC21	LA110-B5-AS542	LA110-B5-AS142

LA110-B5-AD21	LA110-B5-AG21	LA110-B5-AW31M5	LA110-B5-AV63	LA110-A2-11J	LA110-A2-11X

AD108-22

AD108-22BS	AD108-22CS	AD108-22DS	AD108-22ES	AD108-22FM	AD108-22SM

AD108-22S	AD108-22DK	AD108-22SS	AD108-22W/G	AD108-22W/D	AD108-22W/N

BBT Series Bus-Bar Terminal Block
BBT母线排端子



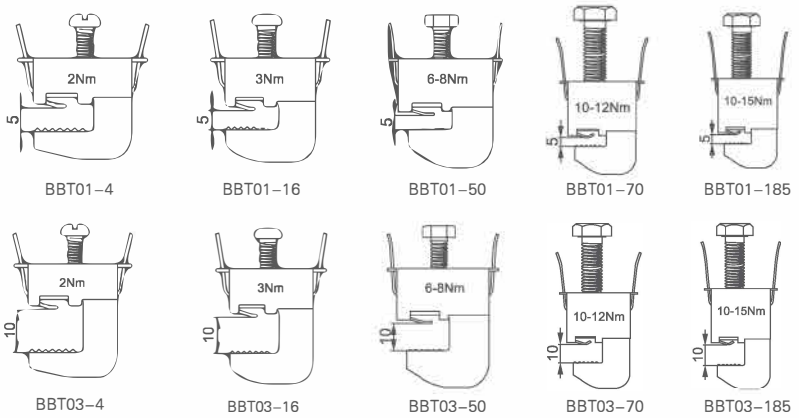

Min height (mm)	Man height (mm)	Type(BBT)
17	23	01–4/03–4
22	29	01–16/03–16
26	39	01–50/03–50
39	57	01–70/03–70
44	66	01–185/03–185

Busbar Thickness	Wire Range	Torque	Quantity	Type	Oder number
4~5mm	1~4mm²	2N • m	10Pcs/bag	BBT01–4	32901001
4~5mm	2.5~16mm²	3N • m	10Pcs/bag	BBT01–16	32901002
4~5mm	16~50mm²	6~8N • m	10Pcs/bag	BBT01–50	32901003
4~5mm	35~70mm²	10~12N • m	10Pcs/bag	BBT01–70	32901004
4~5mm	70~185mm²	12~15N • m	10Pcs/bag	BBT01–185	32901005
9~10mm	1~4mm²	2N • m	10Pcs/bag	BBT03–4	32901006
9~10mm	2.5~16mm²	3N • m	10Pcs/bag	BBT03–16	32901007
9~10mm	16~50mm²	6~8N • m	10Pcs/bag	BBT03–50	32901008
9~10mm	35~70mm²	10~12N • m	10Pcs/bag	BBT03–70	32901009
9~10mm	70~185mm²	12~15N • m	10Pcs/bag	BBT03–185	32901010

BBT05-1040 Series Bus-Bar Terminal Block

BBT05-1040 母线排端子

使用领域 Application Area:

应用于通讯及电力系统硬质母线排与电缆的连接。

Applied to Busbar connecting with cable in communication systems orpower supply system.

结构优势 Advantage:

该结构产品采用从母线排宽面横向卡入，窄面弹簧夹持预固定，通过预夹持，端子可以平稳卡持在母线排表面，解放双手进行其他操作。最后采用螺纹锁紧OT端子或DT端子的方式连接，OT端子或DT端子可围绕固定螺钉360度选择所需要的固定角度。该连接方式可在震动、冷\热变化环境中保持安全稳定连接。采用窄面固定的方式可有效地节省母线排在宽面方向的排布空间。

This thread locking structure product provide safe and reliable connection withstanding alternating hot and coldchanges and vibration environment.This type of product connect the cable by pressing and locking OT series orDT series Copper Ture Terminal,and the calbe can be fixedon any angle around the bolt you need.

适用于母线排规格 Suitable for bus bar size:

4×40、5×40、6×40...10×40

连接端子规格 Suitable for Copper Ture Terminal:

OT(1.5~95)-(8~12):DT-10DT-16\DT-25...DT-95;

连接导线规格 Connection capacity:

1.5~95mm²

额定电压/电流 Rated voltage/current:

1000V/200A

最大锁紧扭力 Maximum torque:

80kgf.cm Max

DIMENTIONS

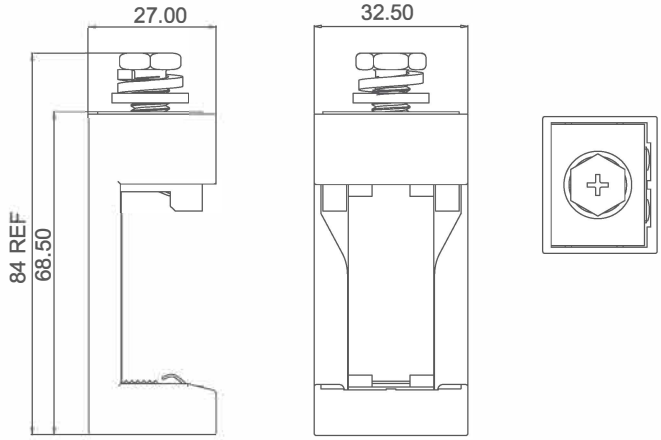

分解图 Explosive view:

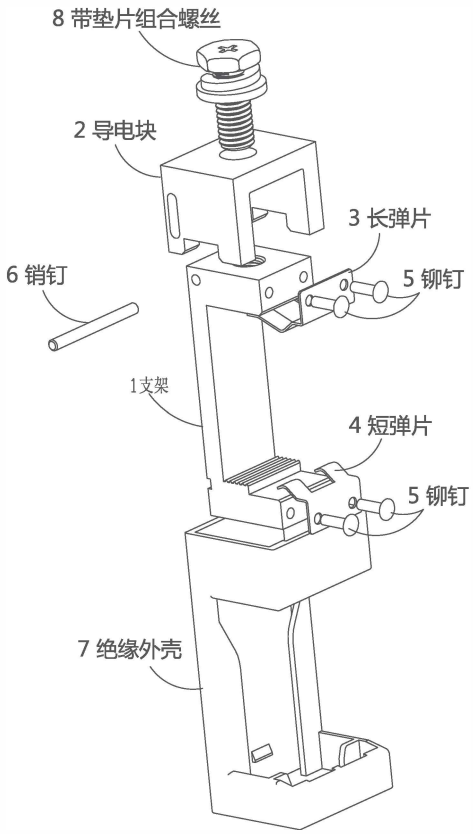



JUT10 Series Universal Terminal Block
JUT10系列通用端子

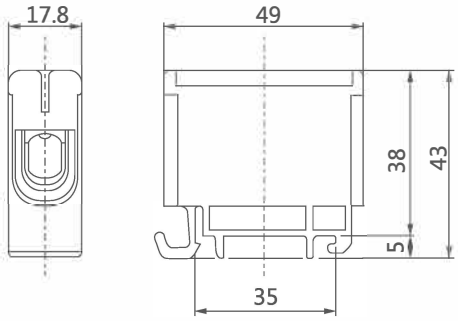

JUT10-50 通用端子铝/导体
JUT10-50 Universal Terminal for Al/Conductors

技术规范 Technical Specifcation
导体截面 Conductor Cross-section(mm²)
Cu 2.5~50mm² Al 6~50mm²
导体尺寸 Coneductor Size(AWG):1/0~6
材质 Housing: 聚酰胺 Polyamide
安装类型 Mounting:导轨安装 DIN rail
螺丝类型 Screw: 内六角 Hexagon,5mm
工作温度 Operating Temperature(℃):-40 - +105℃
标准 Standard: EN61238-1、EN60947-7-2

型 号 Model No.	订货号 Code	颜色 Color	极 Pole	紧固扭矩 Tighten Torque(Nm)	额定电流 Nominal Current(A)	额定电压 Nominal Voltage(V)	重 量 Weight(g)
JUT10-50-PE	326003	黄绿色Yellow/Green	1 pole Al/Cu 2.5~50mm²	4Nm(35~95mm²) 12Nm(120~120mm²)	Cu 160A Al 145A	800V	35
JUT10-50-GY	326001	灰色Grey					
JUT10-50-BE	326002	蓝色Blue					

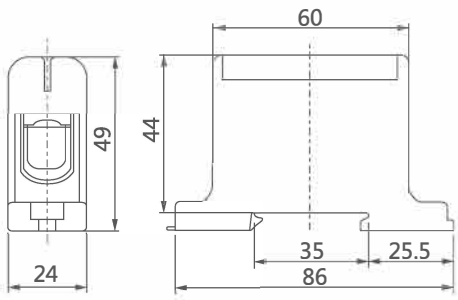

JUT10-95 通用端子铝/导体
JUT10-95 Universal Terminal for Al/Conductors

技术规范 Technical Specifcation
导体截面 Conductor Cross-section(mm)²16~50mm²
导体尺寸 Coneductor Size(AWG):4/0~4
材质 Housing: 聚酰胺 Polyamide
安装类型 Mounting:导轨安装 DIN rail
螺丝类型 Screw: 内六角 Hexagon,5mm
工作温度 Operating Temperature(℃):-40 - +105℃
标准 Standard: EN61238-1、EN60947-7-1

型 号 Model No.	订货号 Code	颜色 Color	极 Pole	紧固扭矩 Tighten Torque(Nm)	额定电流 Nominal Current(A)	额定电压 Nominal Voltage(V)	重 量 Weight(g)
JUT10-95-PE	326007	黄绿色Yellow/Green	1 pole Al/Cu 16~95mm²	20Nm	Cu 245A Al 220A	800V	90
JUT10-95-GY	326004	灰色Grey					
JUT10-95-BE	326005	蓝色Blue					

JUT10 Series Universal Terminal Block
JUT10系列通用端子

JUT10-50/2 通用端子铝/导体
JUT10-50/2 Universal Terminal for Al/Conductors

技术规范 Technical Specifcation
导体截面 Conductor Cross-section(mm²)
Cu 2.5~50mm² Al 6~50mm²
导体尺寸 Coneductor Size(AWG):1/0~6
材质 Housing: 聚酰胺 Polyamide
安装类型 Mounting:导轨安装 DIN rail
螺丝类型 Screw: 内六角 Hexagon,5mm
工作温度 Operating Temperature:-40℃ - +105℃
标准 Standard: EN61238-1、EN60947-7-2

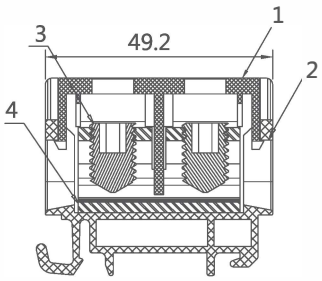

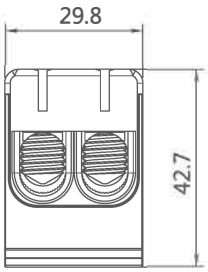

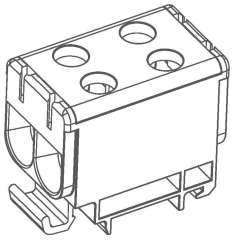

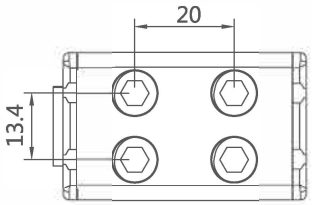

型 号 Model No.	订货号 Code	颜色 Color	极 Pole	紧固扭矩 Tighten Torque(Nm)	额定电流 Nominal Current(A)	额定电压 Nominal Voltage(V)	重 量 Weight(g)
JUT10-50/2-PE	326003	黄绿色Yellow/Green	1 pole Al/Cu 2.5~50mm²	4Nm(35~95mm²) 12Nm(120~120mm²)	Cu 160A Al 145A	800V	58
JUT10-50/2-GY	326001	灰色Grey					
JUT10-50/2-BE	326002	蓝色Blue					

JUT10-95/2 通用端子铝/导体
JUT10-95/2 Universal Terminal for Al/Conductors

技术规范 Technical Specifcation
导体截面 Conductor Cross-section(mm²) 16~95mm²
导体尺寸 Coneductor Size(AWG):4/0~4
材质 Housing: 聚酰胺 Polyamide
安装类型 Mounting:导轨安装 DIN rail
螺丝类型 **Screw:** 内六角 Hexagon,5mm
工作温度 Operating Temperature:-40℃ - +105℃
标准 Standard: EN61238-1、EN60947-7-1

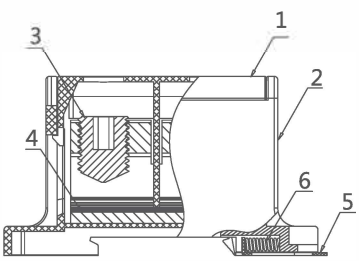

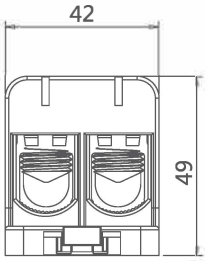

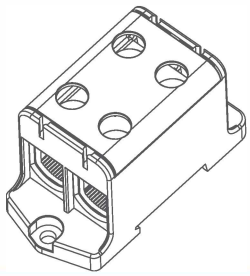

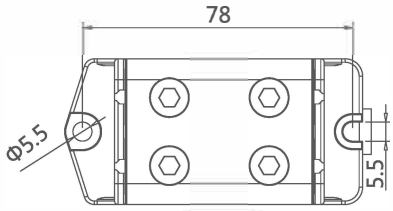

型 号 Model No.	订货号 Code	颜色 Color	极 Pole	紧固扭矩 Tighten Torque(Nm)	额定电流 Nominal Current(A)	额定电压 Nominal Voltage(V)	重 量 Weight(g)
JUT10-95/2-PE	326007	黄绿色Yellow/Green	1 pole Al/Cu 16~95mm²	20Nm	Cu 245A Al 220A	800V	160
JUT10-95/2-GY	326004	灰色Grey					
JUT10-95/2-BE	326005	蓝色Blue					

JUT10 Series Universal Terminal BlockZ
JUT10系列通用端子

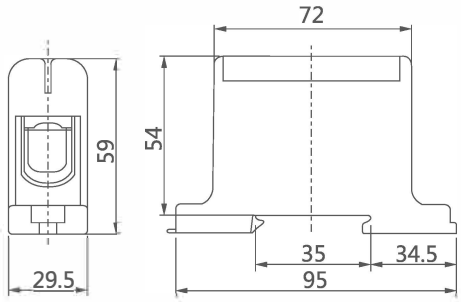

JUT10-150通用端子铝/导体
JUT10-150 Universal Terminal for Al/Conductors

技术规范 Technical Specifcation
导体截面 Conductor Cross-section(mm²) 35~150mm²
导体尺寸 Coneductor Size(AWG):300~2
材质 Housing: 聚酰胺 Polyamide
安装类型 Mounting:导轨安装 DIN rail
螺丝类型 Screw: 内六角 Hexagon,8mm
工作温度 Operating Temperature:-40℃- +105℃
标准 Standard: EN61238-1、EN60947-7-1

型 号 Model No.	订货号 Code	颜色 Color	极 Pole	紧固扭钜 Tighten Torque(Nm)	额定电流 Nominal Current(A)	额定电压 Nominal Voltage(V)	重 量 Weight(g)
JUT10-150-PE	326010	黄绿色Yellow/Green	1 pole Al/Cu 35~150mm²	14Nm(35~95mm²) 24Nm(120~150mm²)	Cu 320A Al 290A	750V	160
JUT10-150-GY	326008	灰色Grey					
JUT10-150-BE	326009	蓝色Blue					

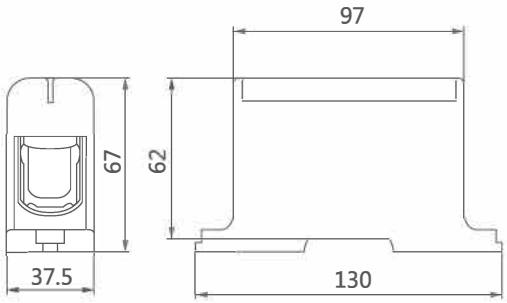

JUT10-240 通用端子铝/导体
JUT10-240 Universal Terminal for Al/Conductors

技术规范 Technical Specifcation
导体截面 Conductor Cross-section(mm²) 35~240mm²
导体尺寸 Coneductor Size(AWG):500~3/0
材质 Housing: 聚酰胺 Polyamide
安装类型 Mounting: 螺钉 Screw
螺丝类型 Screw: 内六角 Hexagon,8mm
工作温度 Operating Temperature:-40℃ - +105℃
标准 Standard: EN61238-1、EN60947-7-1

型 号 Model No.	订货号 Code	颜色 Color	极 Pole	紧固扭钜 Tighten Torque(Nm)	额定电流 Nominal Current(A)	额定电压 Nominal Voltage(V)	重 量 Weight(g)
JUT10-240-PE	326013	黄绿色Yellow/Green	1 pole Al/Cu 35~240mm²	12Nm(35~70mm²) 40Nm(95~240mm²)	Cu 425A Al 380A	800V	306
JUT10-240-GY	326011	灰色Grey					
JUT10_240_BE	326012	蓝色Blue					

JUT11 Power Distribution Terminal Block
JUT11系列通用端子

NEW

JUT11-80

CE RoHS 符合 Standard

80A IEC 60947-7-1
85 Amp(UL认证申请中 UL Applying)
模块化：单股进线，可用路线进行扩展，可双倍中性线
Mouldar:Single-strand line,can be extended jumper,can be double neutral line

公制 Metric

	mm²			I(N.m)
	6…16	x1		3.5
	2.5…6	x4		1.2
	2.5…16	x2		3.5

美规U.S.

	AMG			力矩Torque
	16…4	x1		19.5
	16…8	x4		10.6
	16…4	x2		19.5

I=80 A IEC
I=85A ULCSA
☐ Icw KA ms 3
☐ IPk KA: 22
☐ Ui: 1000V IEC
☐ Vir:600V UL

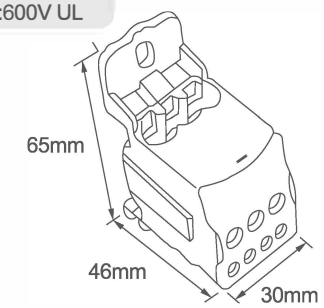

安装孔距 Mounting Holes:54mm

NEW

JUT11-125

CE RoHS 符合 Standard

125A IEC 60947-7-1
150 Amp(UL认证申请中 UL Applying)
模块化：单股进线，可用路线进行扩展，可双倍中性线
Mouldar:Single-strand line,can be extended jumper,can be double neutral line

公制 Metric

	mm²			I(N.m)
	10…35	x1		8.5
	6…16**	x1		3.5
	2.5…16	x6 x4		3.5

** 或通用跳线 or nuiversal jumper

美规U.S.

	AMG			力矩Torque
	8…1/0	x1		57
	14…4	x1		31
	14…4	x6		31

I=125 A IEC
I=150A ULCSA
☐ Icw KA ms 4.2
☐ IPk KA: 30
☐ Ui: 1000V IEC
☐ Vir:600V UL

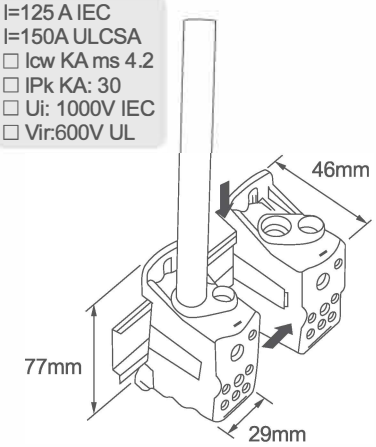

安装孔距 Mounting Holes:64mm

NEW

JUT11-160

CE RoHS 符合 Standard

160A IEC 60947-7-1
200Amp(UL认证申请中 UL Applying)
模块化：单股进线，可用路线进行扩展，可双倍中性线
Mouldar:Single-strand line,can be extended jumper,can be double neutral line

公制 Metric

	mm²			I(N.m)
	10…70	x1		8.5
	6…16**	x1		3.5
	2.5…16	x6 x4		3.5

** 或通用跳线 or nuiversal jumper

美规U.S.

	AMG			力矩Torque
	8…3/0	x1		75
	14…4	x1		31
	14…4	x6		31

I=160 A IEC
I=200A ULCSA
☐Icw KA ms 11.8
☐IPk KA: 30
☐Ui: 1000V IEC
☐Vir:600V UL

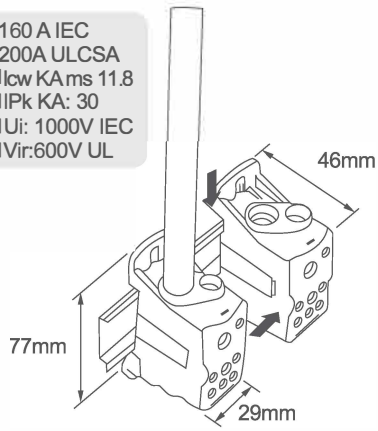

安装孔距 Mounting Holes:64mm

JUT11 Power Distribution Terminal Block

JUT11系列通用端子

NEW

JUT11-250

CE RoHS 符合 Standard

250A IEC 60947-7-1
255 Amp(UL认证申请中 UL Applying)
模块化：允许多极组合，可用于单极，
两极，三极，四极
Mouldar:Allows a variety of combinations,
can be used unipolar,bipolar,
three poles,four poles

公制 Metric	mm²	mm²			I(N.m)
	35…120		x1		19
	6…35	6…25	x2		4.4
	2.5…16	2.5…16	x5		2.7
	2.5…10	2.5…10	x4		2.7

美规U.S.	AMG			力矩Torque
	6…250 Kcmil	x1		221
	14…1	x2		39
	14…4	x5		24
	14…6	x4		24

I=60A IEC
I=255A ULCSA
☐ Icw KA ms 24.5
☐ IPk KA: 51
☐ Ui: 1000V IEC
☐ Vir:600V UL

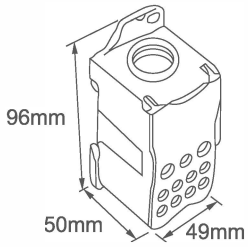

安装孔距 Install Aperture:85×29mm

NEW

JUT11-400

CE RoHS 符合 Standard

400A IEC 60947-7-1
335Amp(UL认证申请中 UL Applying)
模块化：允许多极组合，可用于单极，
两极，三极，四极
Mouldar:Allows a variety of combinations,
can be used unipolar,bipolar,
three poles,four poles

公制 Metric	mm²	mm²			I(N.m)
	95…185		x1		25
	6…35	6…25	x2		4.4
	2.5…16	2.5…16	x5		2.7
	2.5…10	2.5…10	x4		2.7

美规U.S.	AMG			力矩Torque
	3.0…400 Kcmil	x1		221
	14…1	x2		39
	14…4	x5		24
	14…6	x4		24

I=400A IEC
I=335A ULCSA
☐ Icw KA ms 24.5
☐ IPk KA: 51
☐ Ui: 1000V IEC
☐ Vir:600V UL

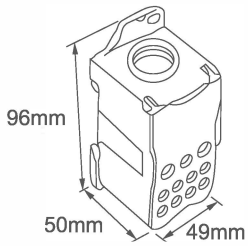

安装孔距 Install Aperture:85×29mm

NEW

JUT11-500

CE RoHS 符合 Standard

500A IEC 60947-7-1
335Amp(UL认证申请中 UL Applying)
模块化：允许多极组合，可用于单极，
两极，三极，四极
Mouldar:Allows a variety of combinations,
can be used unipolar,bipolar,
three poles,four poles

公制 Metric	mm²	mm²			I(N.m)
	4x15.5x0.8 …8x24x1	4x15.5x0.8 …8x24x1			10
	6…35	6…25	x2		4.4
	2.5…16	2.5…16	x5		2.7
	2.5…10	2.5…10	x4		2.7

美规U.S.	AMG			力矩Torque
	4x15.5x0.8 …8x24x1			88.5
	14…1	x2		39
	14…4	x5		24
	14…6	x4		24

I=500 A IEC
I=335A ULCSA
☐ Icw KA ms 24.5
☐ IPk KA: 51
☐ Ui: 1000V IEC
☐ Vir:600V UL

TH柔性母排

4×15.5×0.8
4×15.5×0.8
2×20×1
3×20×1
4×20×1
5×20×1
6×20×1
2×24×1
3×24×1
4×24×1
5×24×1
6×24×1
8×24×1

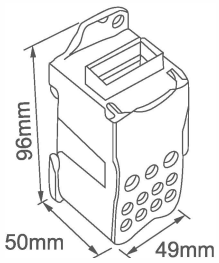

安装孔距 Install Aperture:85×29mm

JUT12 Series Universal Termainal Block
JUT12系列通用端子



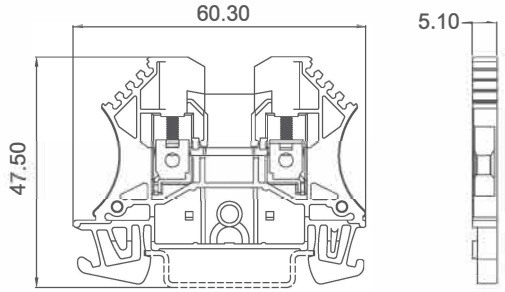

JUT12-2.5

小型接线端子

Miniature wiring terminal series

厚/宽/高 Thickness/Width/Height	5.1/60.3/47.4
额定截面 mm² Rated section	25mm²
额定电流(A) Rated current	24A
额定电压(V) Rated voltage	800V
AWG	24-12
IEC	60947-7-1



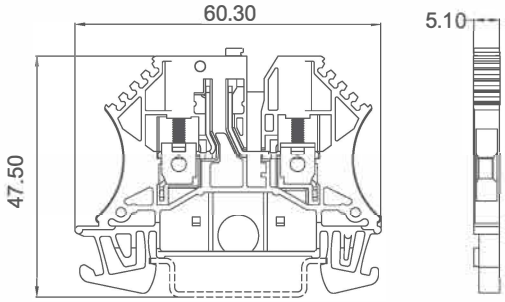

JUT12-2.5K

厚/宽/高 Thickness/Width/Height	5.1/60.3/48.9
刚性导线 mm² Rigid cable	0.5-4mm²
柔性导线 mm² Solf cable	0.5-2.5mm²
额定电流(A) Rated current	24A
额定电压(V) Rated voltage	800V
AWG	24-12
IEC	60947-7-1

JUT13 Series Universal Termainal Block
JUT13系列通用端子

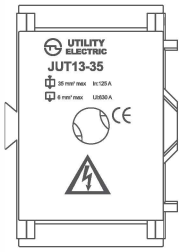

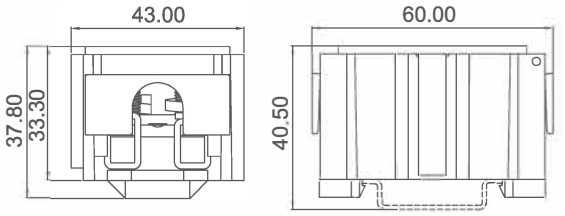

JUT13-35
Technical Data

Material:

Body: PA66 UL94 V-0

Cover: PC

Conductor:Copper,Nickel Plated.

Block: Steel Xinc Plated

Screw: Steel Zinc Plated

Electrical:

Voltage rating/Current rating: IEC: 630V/125A.

Contact resistance: 20 m Ω Max.

Insulation resitance: DC1000V,1000M Ω Min.

Withstanding Voltage: AC 4000V,1 Minute.

Mechanical:

Connection Capacity: IEC: 1×35mm², 4×6mm²

Stripping Length:10-12mm.

Tightening Torgue:2.0N.m (M5)Max;2.5 N.m(M6)

Operating temperature:-40℃ to +105℃.

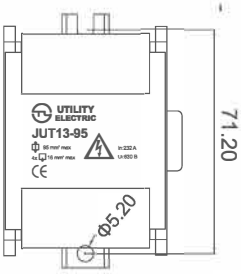

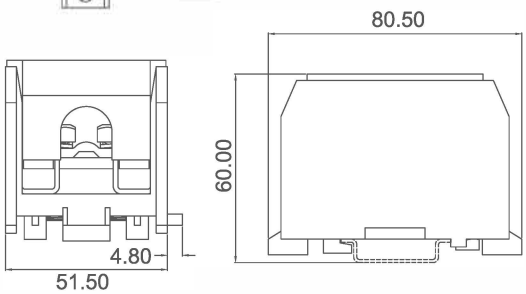

JUT13-95
Technical Data

Material:

Body: PA66 UL94 V-0

Cover: PC

Conductor:Copper,Nickel Plated.

Block: Steel Xinc Plated

Screw: Steel Zinc Plated

Electrical:

Voltage rating/Current rating: IEC: 630V/232A.

Contact resistance: 20 m Ω Max.

Insulation resitance: DC1000V,1000M Ω Min.

Withstanding Voltage: AC 4000V,1 Minute.

Mechanical:

Connection Capacity: IEC: 1×95mm², 4×16mm²

Stripping Length:10-12mm.

Tightening Torgue:2.0N.m (M5)Max;3.5 N.m(M6)

Operating temperature:-40℃ to +105℃.

JUT14 Series Universal Termainal Block
JUT14系列通用端子

JUT14-1.5 二导线贯通接线端子
Two –lead through–type wiring terminal

厚 / 宽 ⊔ 高 4.2/53.5/35.6
Thickness/Width ⊔ Height

刚性导线（mm²） Rigid cable	柔性导线（mm²） Solf cable	I (A)	U (V)
24-14	24-16	17.5	800

IEC 60947–7–1

JUT14-2.5 二导线贯通接线端子
Two –lead through–type wiring terminal

厚 / 宽 ⊔ 高 5.2/53.5/35.6
Thickness/Width ⊔ Height

刚性导线（mm²） Rigid cable	柔性导线（mm²） Solf cable	I (A)	U (V)
24-12	24-14	24	800

IEC 60947–7–1



JUT14-2.5/2 四导线贯通接线端子
Four–lead through–type wiring terminal

厚 / 宽 ⊔ 高 5.2/78.3/47.5
Thickness/Width ⊔ Height

刚性导线（mm²） Rigid cable	柔性导线（mm²） Solf cable	I (A)	U (V)
24-12	24-14	24	800

IEC 60947–7–1



JUT14-4 二导线贯通接线端子
Two –lead through–type wiring terminal

厚 / 宽 ⊔ 高 6.2/53.5/35.6
Thickness/Width ⊔ Height

刚性导线（mm²） Rigid cable	柔性导线（mm²） Solf cable	I (A)	U (V
24-10	24-12	32	800

IEC 60947–7–1



JUT14-4/2 四导线贯通接线端子
Four–lead through–type wiring terminal

厚 / 宽 ⊔ 高 6.2/78.3/47.5
Thickness/Width ⊔ Height

刚性导线（mm²） Rigid cable	柔性导线（mm²） Solf cable	I (A)	U (V)
24-10	24-12	32	800

IEC60947–7–1



JUT14-4/2-2 四导线贯通接线端子
Four–lead through–type wiring terminal

厚 / 宽 ⊔ 高 6.2/81.5/35.6
Thickness/Width ⊔ Height

刚性导线（mm²） Rigid cable	柔性导线（mm²） Solf cable	I (A)	U (V
24-10	24-12	32	800

IEC 60947–7–1



JUT14-6 二导线贯通接线端子
Two –lead through–type wiring terminal

厚 / 宽 ⊔ 高 8.2/61.2/41.2
Thickness/Width ⊔ Height

刚性导线（mm²） Rigid cable	柔性导线（mm²） Solf cable	I (A)	U (V)
24-8	24-10	40	800

IEC 60947–7–1



JUT14-6/1-2 三导线贯通型接线端子
Three–lead through–type wiring terminal

厚 / 宽 ⊔ 高 8.2/78/41.7
Thickness/Width ⊔ Height

刚性导线（mm²） Rigid cable	柔性导线（mm²） Solf cable	I (A)	U (V
24-8	24-10	40	800

IEC 60947 7 1

JUT14 Series Universal Termainal Block
JUT14系列通用端子



JUT14-2.5PE 二导线贯通接线端子
Two –lead through–type wiring terminal

厚 / 宽 ⌴ 高 5.2/53.5/35.6
Thickness/Width ⌴ Height

刚性导线（mm²） Rigid cable	柔性导线（mm²） Solf cable	I (A)	U (V)
24-12	24-14	24	800

IEC 60947–7–1



JUT14-4PE 二导线贯通接线端子
Two –lead through–type wiring terminal

厚 / 宽 ⌴ 高 6.2/53.5/35.6
Thickness/Width ⌴ Height

刚性导线（mm²） Rigid cable	柔性导线（mm²） Solf cable	I (A)	U (V
24-10	24-12	32	800

IEC 60947–7–1



JUT14-4/2-2PE 四导线贯通型接线端子
Four –lead through–type wiring terminal

厚 / 宽 ⌴ 高 6.2/81.5/35.6
Thickness/Width ⌴ Height

刚性导线（mm²） Rigid cable	柔性导线（mm²） Solf cable	I (A)
24-10	24-12	32

IEC 60947–7–1



JUT14-6PE 二导线贯通接线端子
Two –lead through–type wiring terminal

厚 / 宽 ⌴ 高 8.2/61.2/41.2
Thickness/Width ⌴ Height

刚性导线（mm²） Rigid cable	柔性导线（mm²） Solf cable	I (A)
24-8	24-10	40

IEC 60947–7–1



JUT14-6/1-2PE 二导线贯通接线端子
Two –lead through–type wiring terminal

厚 / 宽 ⌴ 高 8.2/73/41.7
Thickness/Width ⌴ Height

刚性导线（mm²） Rigid cable	柔性导线（mm²） Solf cable	I (A)
24-8	24-10	40

IEC 60947–7–1

JUT15 Series Screw Type Terminal
JUT15系列螺钉类接线端子

JUT15–500C 集线盒接线端子(电缆型)
Junction box terminal block(Cable type)

厚/宽/高 Thickness/Width/Height	49.5/100/55.2
接线容量 mm² Connection capatity	1×185mm²;4×10mm² 8×16mm²;3×35mm²
额定电流(A) Rated current	500A
额定电压(V) Rated voltage	1000V
IEC	60947-7-1

DIMENTIONS

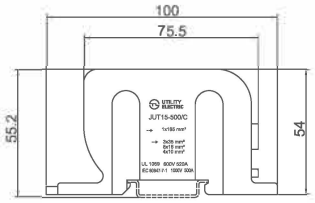

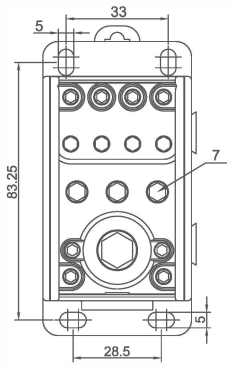

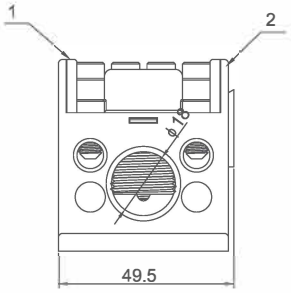

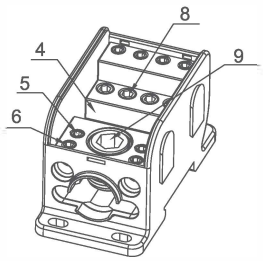

JUT15–500F 集线盒接线端子(柔性母排型)
Junction box terminal (Flexible bus bar)

厚/宽/高 Thickness/Width/Height	49.5/100/55.2
接线容量 mm² Connection capatity	50~150mm² (Cable) 8×24×1(Flexible busbars) 4×10mm²; 6×16mm² 3×35mm²; 5×(6×15.5×0.8)Flexible busbars
额定电流(A) Rated current	500A
额定电压(V) Rated voltage	1000V
IEC	60947-7-1

DIMENTIONS

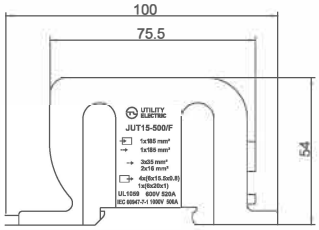

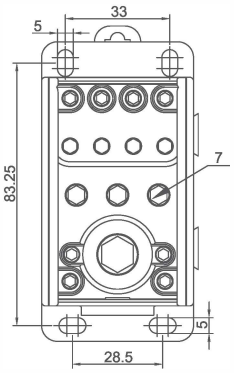

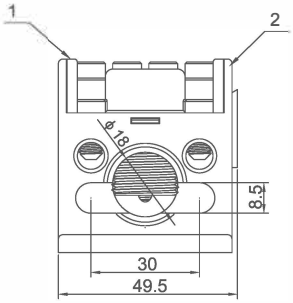

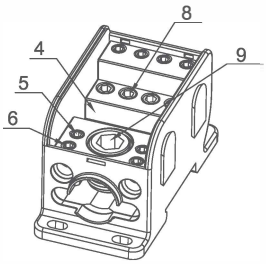

JUT17 Series Screw Type Terminal

JUT17系列螺钉类接线端子





型号 Model	JUT17-25	JUT17-50	JUT17-95	JUT17-150	JUT17-240
端子类型 Terminal type	OT端头连接器 OT end connector				
厚（W)/宽（L)/高（H1）:mm Thick (W)/width (L)/height (H1)	26/88/48	32/94/50	41/110/52	46.5/110/52	53.5/125/54
接线容量 Connection capacity	10-25mm²	20-50mm²	50-95mm²	95-150mm²	150-240mm²
OT端子孔径(mm) Terminal aperture(mm)	6	8	10	10	12
操作工具：扳手开口（mm) Operation tool: wrench opening	10	13	17	17	19
I（A）	100	150	200	275	400
U（V）	1000	1000	1000	1000	1000

DIMENTIONS

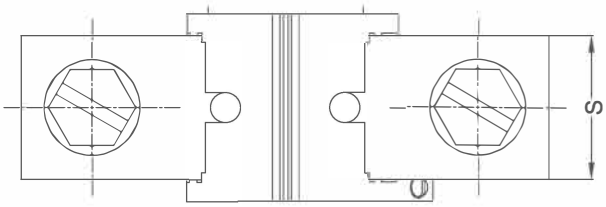

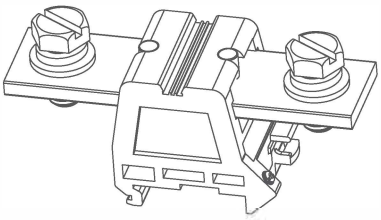

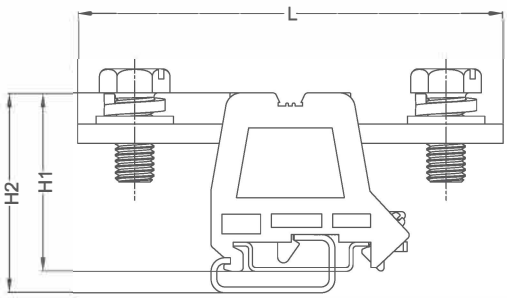

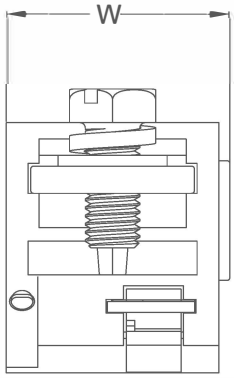

JUT18 Series Screw Type Terminal

JUT18系列螺钉类接线端子

型号 Model		JUT18-731	JUT18-733	JUT18-734	JUT18-739
端子类型 Terminal type		四导线贯通 Four wires through			
厚/宽⊔高 Thickness/Width ⊔ Height		32/44/44			
接线容量(mm) Connection capacity	主线 Main line	4-10	16-35	16-35	4-10
	支线 Regional	1.5-10	1.5-10	16-25	1.5-2.5
I (A)		76	76	100	24
U (V)		1000	1000	1000	1000

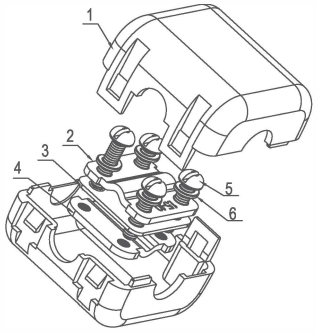

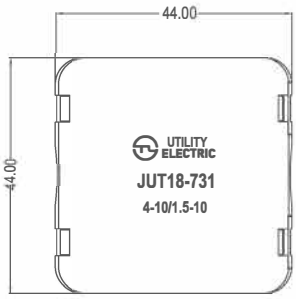

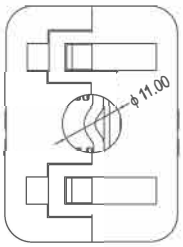

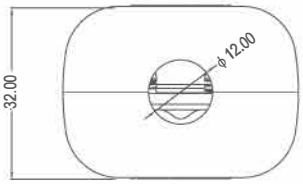

型号 Model		JUT18-859
端子类型 Terminal type		四导线贯通 Four wires through
厚/宽⊔高 Thickness/Width ⊔ Height		44/62/80
接线容量(mm) Connection capacity	主线 Main line	50-70
	支线 Regional	4-35
I (A)		125
U (V)		1000

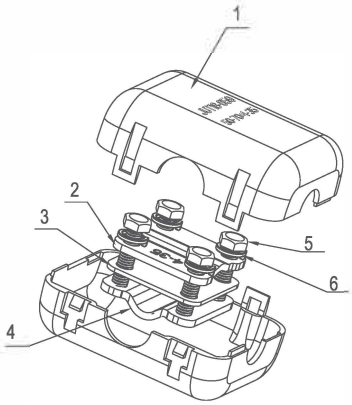

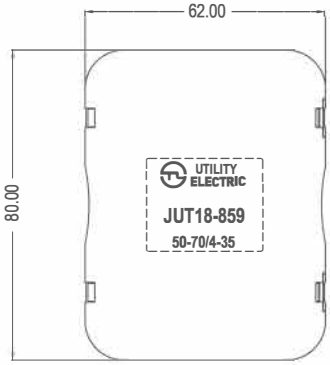

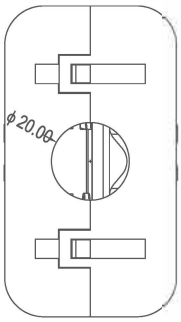

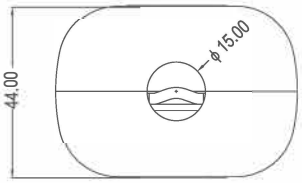

JUT18 Series Screw Type Terminal

JUT18系列螺钉类接线端子

型号 Model		JUT18–870	JUT18–871	JUT18–872
端子类型 Terminal type		四导线贯通 Four wires through		
厚/宽 高 Thickness/Width Height		62/82/95		
接线容量(mm) Connection capacity	主线 Main line	95-150	95-150	95-150
	支线 Regional	16-50	50-95	95-120
I (A)		150	230	300
U (V)		1000	1000	1000

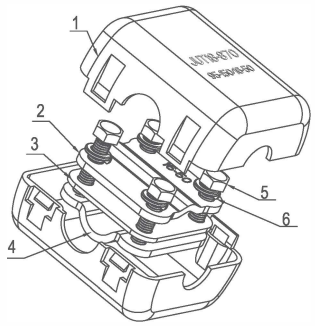

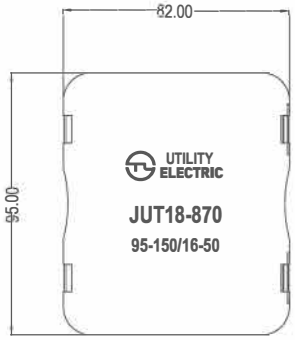

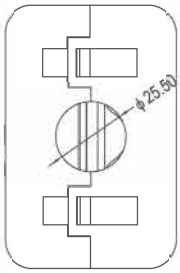

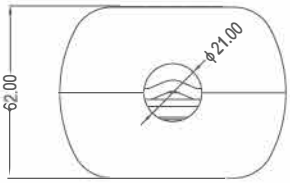

PT Series Copper Strip
PT系列铜条

PT-1-7×9

孔 数 Way	额 定 Rated	线 径 Wire	铜件横截面积mm² Cectiongcross Brass
4	45A	AWG22-10	7×9
5	45A	AWG22-10	7×9
7	45A	AWG22-10	7×9
9	45A	AWG22-10	7×9
13	45A	AWG22-10	7×9
16	45A	AWG22-10	7×9
21	45A	AWG22-10	7×9

PT-2-6×9



孔 数 Way	安装尺寸 (mm)	外型尺寸 (mm)	铜件横截面积mm² Cectiongcross Brass
7	35×7.5	50×12	6×9
8	35×7.5	57×21	6×9
10	35×7.5	71.5×21	6×9
12	35×7.5	84.5×21	6×9
13	35×7.5	91×21	6×9

PT-3-6×9



孔 数 Way	安装尺寸 (mm)	外型尺寸 (mm)	铜件横截面积mm² Cectiongcross Brass
8	35×7.5	88.5×12.1	6×9
14	35×7.5	103.2×12.1	6×9

PT-4-6×9

孔 数 Way	安装尺寸 (mm)	外型尺寸 (mm)	铜件横截面积mm² Cectiongcross Brass
6	44.5	58.5×29	6×9
8	44.5	65.5×29	6×9
14	44.5	104.5×29	6×9

PT Series Copper Strip
PT系列铜条

PT-5-6×9/8×12

孔 数 Way	安装尺寸 (mm)	外型尺寸 (mm)	铜件横截面积mm² Cectiongcross Brass
4	48	59×11×30	6×9
6	65	76×11×30	6×9
8	82	94×11×30	6×9
10	99	110×11×30	6×9
12	117	128×11×30	6×9
4	48	59×11×30	8×12
6	65	76×11×30	8×12
8	82	94×11×30	8×12
10	99	110×11×30	8×12
12	117	128×11×30	8×12

PT-6-9×12/6×9

孔 数 Way	安装尺寸 (mm)	外型尺寸 (mm)	铜件横截面积mm² Cectiongcross Brass
6	66	78×34.5×12.5	8×12
8	83	95×34.5×12.5	8×12
10	100	112×34.5×12.5	8×12
12	115	129×34.5×12.5	8×12
14	134	146×34.5×12.5	8×12
16	151	163×34.5×12.5	8×12
6	66	78×34.5×10.5	6×9
8	83	95×34.5×10.5	6×9
10	100	112×34.5×10.5	6×9
12	115	129×34.5×10.5	6×9
14	134	146×34.5×10.5	6×9
16	151	163×34.5×10.5	6×9

PT-7-6×9

孔 数 Way	安装尺寸 (mm)	外型尺寸 (mm)	铜件横截面积mm² Cectiongcross Brass
7	35×7.5	49×32.2×13	6×9
12	35×7.5	89×32.2×13	6×9
15	35×7.5	109×32.2×13	6×9

Cable Piercing Connector
电缆穿刺线夹

Function and features

JJC insulation piercing connectors are mainly use for the connection,branch connection and grounding protectrion for 10KV or down to 1KV.

1.Simple installation.Put the main wire and the branch wire directly on the right place without wire stripping.Screw the nut tightly with the insulatinggloves and spanners.

2.Low resistance and low temperature rise. The special bolts can ensure equal piercing pressure for superior electric connection and less wire damage,so that make sure the normal service life of the pierced wire.

3.Sealing structure and good insulation.The connectors are filled with insulating lubricant.As a result,the sealing structure conductor can increase the insulating intensity and safety.

4.Wide range of application.They are applicable for the branch connection of copper aluminum wires or of inequlity-diameter wires,the direct conectionof equality-diameter wires and the transit connection of the copper aluminum wires.

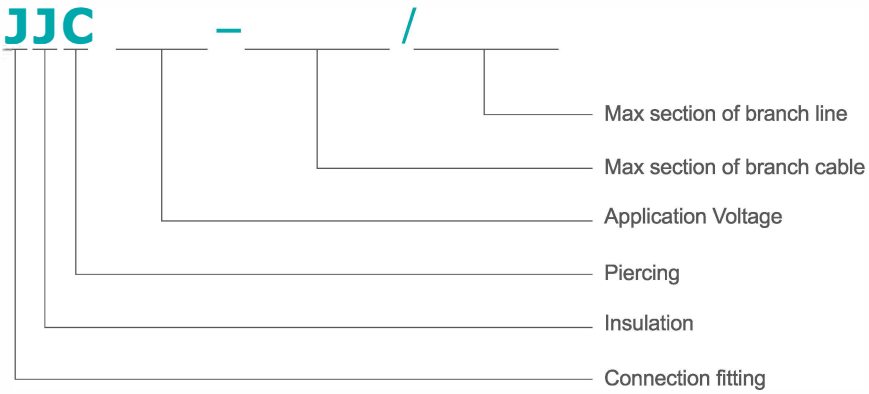

主要技术参数 Technical Data

型 号 Model	适用导线(mm²) Applicable cable		主要尺寸(mm) Dimensions			标称电流(A) Nominal Current	螺栓数量(枚) Bolt No. (piece)	主要应用 Main application	备 注 Note
	主线 Main line	支线 Branch line	A	B	H				
JJC–240/240	95~240	95~240	90	85.5	113	476	2	主线路的接续，主线路与用户的户外分支连接，主线路与电气设备的连接和路灯的连接。 The connection of main circuitries,The branch connection for main circuitries to house circuitries,electric appliances or street light.	低压双绝缘屏导线，可用同规格的高压穿刺线夹 Low-voltage double-insulation cable,available with the speci-ficatons of high-voltage piercing connectro
JJC–240/185	95~240	70~185	85.5	83	113	399	2		
JJC–185/95	70~185	16~95	78.5	80.5	113	257	2		
JJC–150/150	35~150	35~150	65	53	87	342	2		
JJC–120/50	25~120	10~50	56	51	78	162	1		
JJC–95/50	25~95	6~50	54	51	78	162	1		
JJC–50/35	16~50	4~35	45	51	68	132	1		
JJC–95/10	25~95	1.5~10	37	25	58	75	1		
JJC–50/10	10~50	1.5~10	32	32	49	75	1		

Cable Piercing Connector
电缆穿刺线夹

操作方法 Operation



Photo of Thrusting result

工程应用 Application

路灯配电分支
Street distribution branch



隧道配电分支
Tunnel distribution branch



Cable Piercing Connector
电缆穿刺线夹

直埋电缆分支
Buried cable branch

建筑配电分支
Building distribution branch

架空电缆分支
Overhead power lines branch



Self-locking Nylon Cable Ties
自锁式尼龙扎带

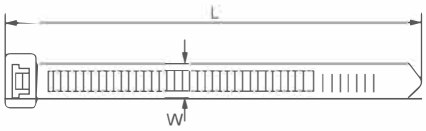

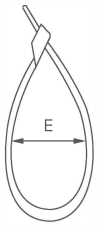

尺寸 Size		捆扎直径(E) Max. Bundle. Dia	抗拉强度(KGS) Min. Tensile Strength	尺寸 Size		捆扎直径(E) Max. Bundle. Dia	抗拉强度(KGS) Min. Tensile Strength
L(mm)	W(mm)			L(mm)	W(mm)		
60	2.5	2–11	8	550	7.5	4–160	55
80	2.5	2–16	8	600	7.5	4–170	55
90	2.5	2–18	8	750	7.5	4–220	55
100	2.5	2–12	8	450	9	4–118	80
120	2.5	2–30	8	530	9	8–155	80
140	2.5	2–33	8	550	9	8–160	80
150	2.5	2–35	8	600	9	8–170	80
160	2.5	2–40	8	650	9	8–190	80
200	2.5	3–50	8	700	9	10–205	80
100	3.5	3–22	18	760	9	10–225	80
120	3.5	3–30	18	920	9	10–265	80
140	3.5	3–33	18	1020	9	10–295	80
150	3.5	3–35	18	1150	9	10–310	80
180	3.5	3–42	18	1210	9	10–340	80
200	3.5	3–50	18	1350	9	10–380	80
220	3.5	3–58	18	450	10	10–125	91
250	3.5	3–65	18	500	10	12–150	91
280	3.5	3–70	18	300	12.7	12–82	114
300	3.5	3–80	18	400	12.7	12–105	114
370	3.5	3–102	18	540	12.7	14–155	114
120	4.5	3–24	22	650	12	14–190	114
180	4.5	3–42	22	750	12	10–220	114
190	4.5	3–46	22	780	12.7	14–230	114
200	4.5	3–50	22	540	13	14–155	114
250	4.5	3–65	22	100	1.8	2–22	6.5
280	4.5	3–70	22	120	1.9	2–30	6.5
300	4.5	3–82	22	150	1.9	2–35	6.5
350	4.8	3–90	22	60	2.2	2–11	8
380	4.8	3–102	22	80	2.2	2–18	8
400	4.8	3–105	22	100	2.2	2–22	8
430	4.8	3–110	22	120	2.2	2–30	8
450	4.8	3–130	22	150	2.2	2–35	8
500	4.8	3–150	22	200	2.2	3–50	8

Self-locking Nylon Cable Ties/releasable Cable Ties

自锁式尼龙扎带 / 可松式尼龙扎带



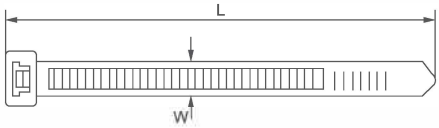

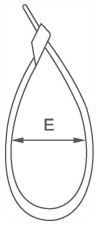

尺寸 Size		捆扎直径(E) Max. Bundle. Dia	抗拉强度(KGS) Min. Tensile Strength	尺寸 Size		捆扎直径(E) Max. Bundle. Dia	抗拉强度(KGS) Min. Tensile Strength
L(mm)	W(mm)			L(mm)	W(mm)		
150	6.8	3–33	38	150	2.9	3–35	15
180	6.8	3–42	38	200	2.9	3–50	15
200	6.8	3–50	38	250	2.9	3–65	15
250	7.5	4–63	55	300	2.9	3–80	15
300	7.5	4–82	55	150	3.2	3–35	18
350	7.5	4–90	55	180	3.2	3–42	18
370	7.5	4–98	55	200	3.2	3–50	18
400	7.5	4–105	55	250	3.2	6–65	18
450	7.5	4–118	55	300	3.2	3–80	18
500	7.5	4–150	55	350	3.7	3–90	18
250	5.2	3–65	30	400	3.7	3–105	18
300	5.2	3–80	30	180	4.2	3–42	22
350	5.5	3–90	30	200	4.2	3–50	22
400	5.5	3–105	30	250	4.2	3–65	22
500	5.5	3–150	30	300	4.2	3–80	22
270	6	4–65	30	350	4.2	3–90	22
250	6.5	4–65	38	380	4.2	3–102	22
300	6.5	4–80	38	400	4.2	3–105	22
350	6.5	4–90	38	180	5.2	3–42	30
400	6.5	4–105	38	200	5.2	3–50	30
450	6.5	4–130	38	500	6.5	4–150	38

可松式尼龙扎带 Releasable Cable Ties



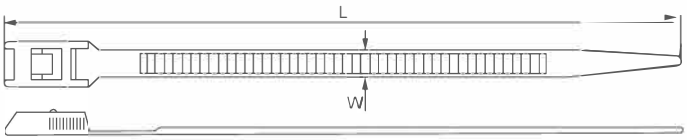

尺寸 Size		捆扎直径(E) Max. Bundle. Dia	抗拉强度(KGS) Min. Tensile Strength
L(mm)	W(mm)		
350	8	45	22
400	8	105	22
450	8	130	22
500	9	150	30

Nylon Binding Tape Positioni ng Sheet
尼龙扎带定位片



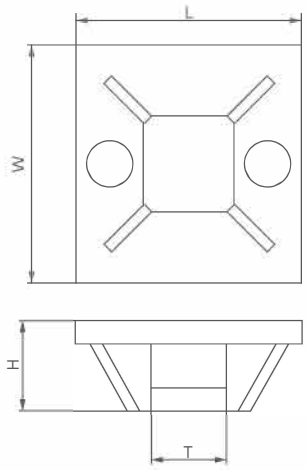

UT

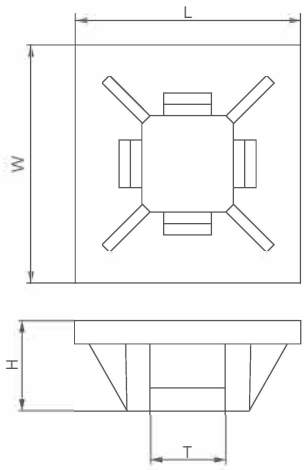

UTL–1

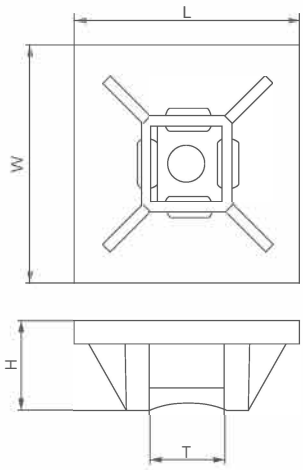

UTL–2

编号 Item No.	尺寸 Size			螺丝孔 Screw hole
	L*W(mm)	H(mm)	T(mm)	
UT–20	20–20	6.1	5	2.9
UT–25	25–25	7.5	6.2	3.5
UT–30	30*30	8.7	6.4	4.5
UT–40	40*40	6.4	10.8	/

Heavy Duty Connectors
工业矩形插（重载链接器）








定购接插件的步骤通常如下：

接插体公插

公插接线形式有：螺钉压接、冷压针接线（冷压针需要单独定购）和弹片压接形式。

接插体母插

母插接线形式有：螺钉压接、冷压针接线（冷压针需要单独定购）和弹片压接形式。

防护外壳上壳

形式有：低或高结构，侧面或顶部出线、2部4耳、单或双扣形式。

底座

开孔安装底座：带或不带保护盖、单扣或双扣形式。
表面安装底座：低结构或高结构、带或不带保护盖、2或4耳、单或双扣、1个或2个出线孔形式。

电缆进线保护

带单层或多层密封圈的平品接头。
金属或塑料电缆接头。
特殊电缆保护附件。

其他附件

各种类型的金属及塑料保护盖、编码销、导轨安装框架。
对应外壳类型可在相应接插体的介绍中找到。

客户定制

针对客户的具体使用需求，我司也可提供特殊的开发及定制，具体问题可咨询。

接插件安装示意图：

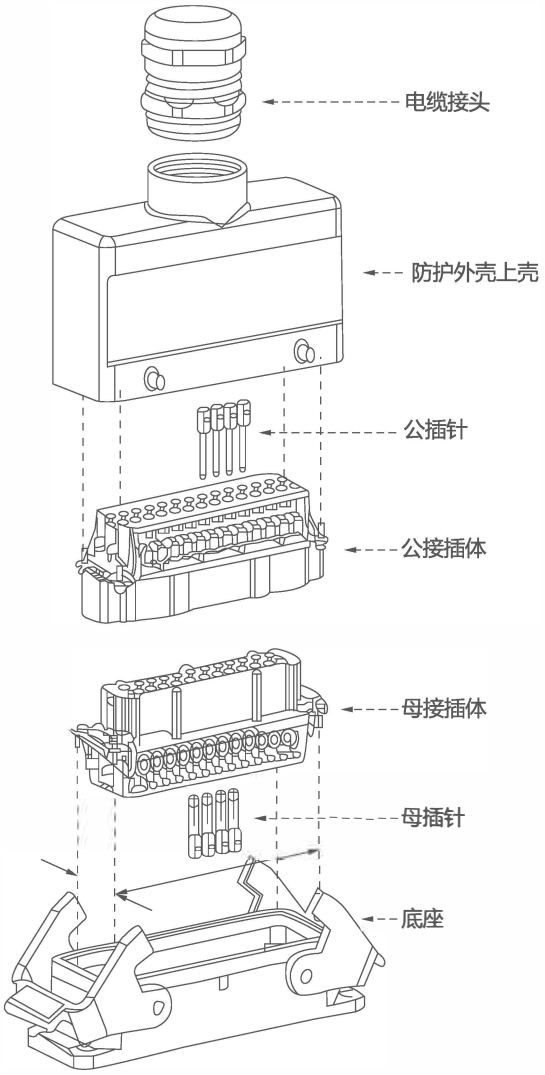

Cable Gland
电缆防水接头

Cable Gland
电缆防水接头

■ PG NYLON CABLE GLAND

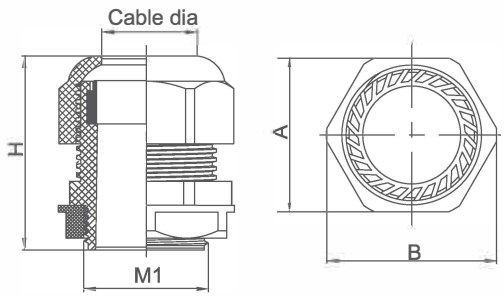

MODEL	Cable dia	H	A	B	M1
PG7	3-6.5	31	16.1±0.2	17.9±0.2	12.3±0.2
PG9	4-8	32	18.8±0.2	20.5±0.2	15±0.2
PG11	6-10	33	21.6±0.2	23.7±0.2	19.4±0.2
PG13.5	6-12	37	23.8±0.2	25.3±0.2	20.3±0.2
PG16	8-14	43	26.7±0.2	29.7±0.2	22.4±0.2
PG19	12-15	42	27±0.3	29.7±0.3	24±0.3
PG21	13-18	48	32.7±0.3	36±0.3	28.3±0.3
PG25	14-20	44	34.9±0.3	39.9±0.3	29.8±0.3
PG29	18-24	50	41.4±0.3	44.9±0.3	31.9±0.3
PG36	22-32	61	50.6±0.3	56.1±0.3	46.7±0.3
PG42	32-38	64	59±0.3	65.2±0.3	53.5±0.3
PG48	37-44	62	62.5±0.3	68±0.3	58.9±0.3
PG63	42-52	86	75.5±0.3	83.2±0.3	71.1±0.3

■ BSP NYLON CABLE GLAND

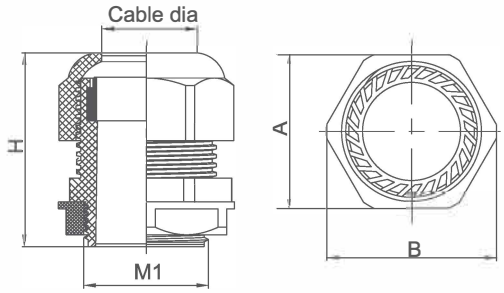

MODEL	Cable dia	H	A	B	M1
BSP 1/4"	3-6.5	30	15.1±0.2	17.1±0.2	13
BSP 3/8"	5-10	34	21.7±0.2	24.1±0.2	16.5
BSP 1/2"	8-12	36	23.4±0.2	26.3±0.2	20.8
BSP 3/4"	13-18	45	32.5±0.2	36.0±0.2	26.2
BSP 1"	18-25	51	41.2±0.2	44.8±0.3	33
BSP 1 1/4"	25-32	64	52.2±0.3	57.5±0.3	41.5
BSP 1 1/2"	32-38	66	59.1±0.3	64.5±0.3	47.5
BSP 2"	37-43	72	67.2±0.3	74.2±0.3	59.6

■ M NYLON CABLE GLAND

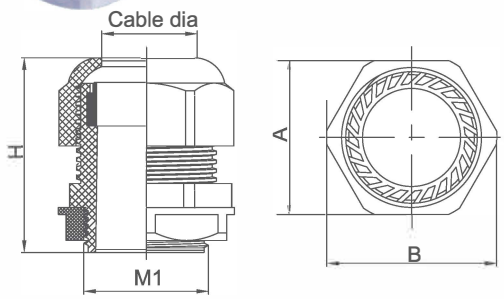

MODEL	Cable dia	H	A	B	M1
M12*1.5	3-6.5	31	16±0.2	17.9±0.2	12
M16*1.5	5-8	34	18.7±0.2	20.6±0.2	16
M20*1.5	6-12	38	22.9±0.2	25.1±0.2	20
M25*1.5	12-18	43	32.5±0.3	35.5±0.3	25
M32*1.5	22-25	49	41.2±0.3	44.8±0.3	32
M40*1.5	25-32	63	52±0.3	57.8±0.3	40
M50*1.5	32-38	65	61.3±0.3	68.3±0.3	50
M63*1.5	37-44	66	67±0.3	72.9±0.3	63

DZ47-63 Overload And Short-circuit Dual Protection Limited Flow Type Small Circuit Breaker

DZ47-63 过载与短路双重保护限流型小型断路器

DZ47-63系列是一种具有过载与短路双重保护的限流型小型断路器，具有体积小、重量轻、性能优良可靠、外型美观，分断能力特高，脱扣迅速，导轨安装，壳体和部件采用高阻燃及耐冲击塑料，使用寿命长，适用于交流 50 Hz / 60 Hz ，额定工作电压230/400v，额定电流至63A及以下的线路中，在正常情况下作为线路的不频繁分断和转换之用。

DIMENTIONS

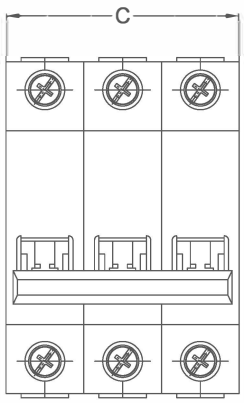

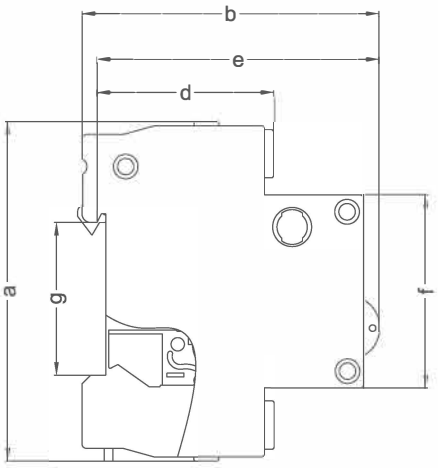

型号	电极数	额定电压（V）	额定电流（A）								
DZ47-63	1P（单极）	230/400W	6	10	16	20	25	32	40	50	63
	2P（单极）		6	10	16	20	25	32	40	50	63
	3P（单极）		6	10	16	20	25	32	40	50	63

极数 符号	a	b	c	d	e	f	g
1P	79±0.3	72±0.3	18±0.2	40±0.3	66±0.3	45±0.25	35.5±0.3
2P		75±0.3	36±0.3		69±0.3		
3P			54±0.3				

Dz40-le Thermal Overload And Leakage Protection Circuit Breaker

DZ40-LE 热过载及漏电保护断路器

DZ40-LE系列是一种具有过载与漏电双重保护的小型断路器，具有体积小、重量轻、性能优良可靠、外型美观，分断能力特高，脱扣迅速，导轨安装，壳体和部件采用高阻燃及耐冲击塑料，使用寿命长，适用于交流 50 Hz / 60 Hz ，额定工作电压230/400v，额定电流至63A及以下的线路中，在正常情况下作为线路的不频繁分断和转换之用。

DIMENTIONS

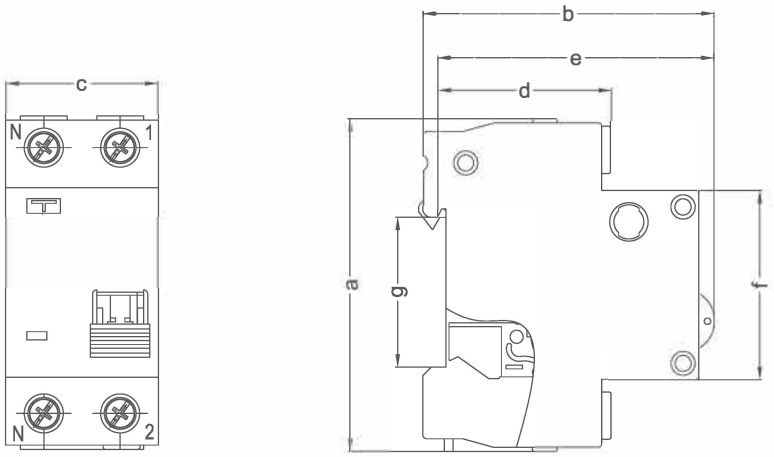

型号	电极数	额定电压（V）	额定电流（A）								
DZ40-LE	N/L（二极）	230/400W	6	10	16	20	25	32	40	50	63

极数	a	b	c	d	e	f	g
N/L	79±0.3	72±0.3 75±0.3	36±0.3	40±0.3	66±0.3 69±0.3	45±0.25	35.5±0.3

Thermal Overload And Leakage Protection Circuit Breaker
DZ30 热过载及漏电保护断路器

DZ30系列是一种具有过载与漏电双重保护的小型断路器，具有体积小、重量轻、性能优良可靠、外型美观，分断能力特高，脱扣迅速，导轨安装，壳体和部件采用高阻燃及耐冲击塑料，使用寿命长，适用于交流50 Hz / 60 Hz ，额定工作电压230/400v，额定电流至32A及以下的线路中，在正常情况下作为线路的不频繁分断和转换之用。

DIMENTIONS

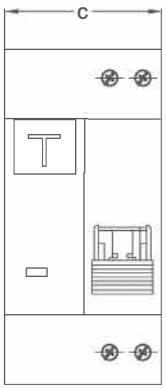

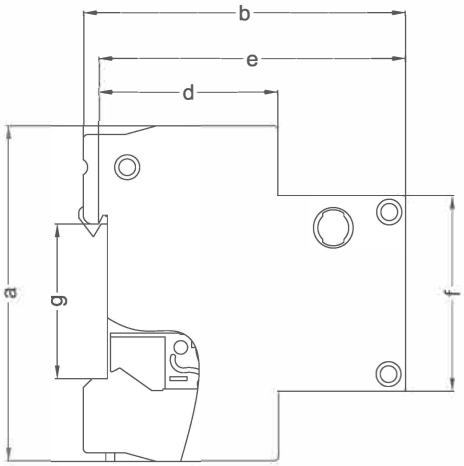

型号	电极数	额定电压（V）	额定电流（A）					
DZ30	N/L（二极）	230/400W	6	10	16	20	25	32

极数	a	b	c	d	e	f	g
N/L	77±0.3	75±0.3	36±0.3	40±0.3	69±0.3	45±0.25	35.5±0.3

L7 Thermal Overload And Leakage Protection Circuit Breaker

L7 热过载及漏电保护断路器

L 7系列是一种具有过载与漏电双重保护的小型断路器，具有体积小、重量轻、性能优良可靠、外型美观，分断能力特高，脱扣迅速，导轨安装，壳体和部件采用高阻燃及耐冲击塑料，使用寿命长，适用于交流 50 Hz / 60 Hz ，额定工作电压230/400v，额定电流至40A及以下的线路中，在正常情况下作为线路的不频繁分断和转换之用。

DIMENTIONS

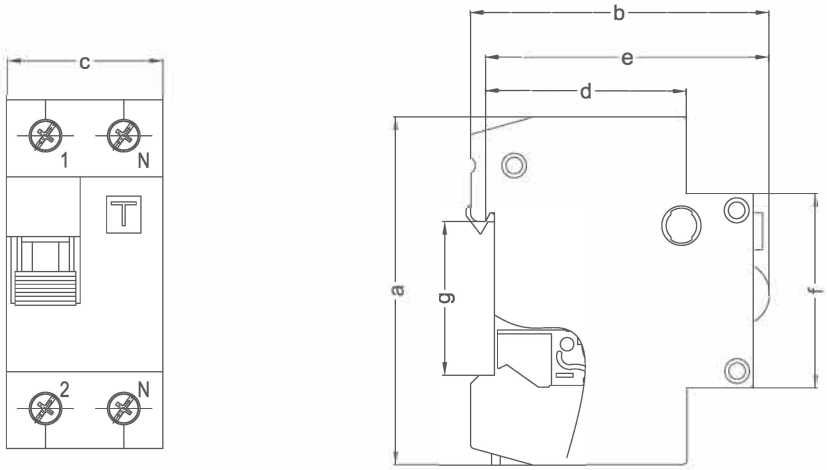

型号	电极数	额定电压（V）	额定电流（A）					
L7	N/L（二极）	230/400W	6	10	16	20	25	32

极数	a	b	c	d	e	f	g
N/L	80±0.3	72±0.3 75±0.3	36±0.3	40±0.3	66±0.3 69±0.3	45±0.25	35.5±0.3

EU4-58x Series Quick Connector

EU4-58X系列快速接线端子

EU4-58X系列包含三个规格品，分别是2位、3位、5位，产品接线容量4平方毫米，接线孔间距5.8毫米，型号分别命名位EU4-582、EU4-583、EU4-585.
产品外形尺寸：高 度9.0毫米，长度19毫米，
宽度分别为：12.40、18.20、24.0

EU4-58X Technical Data

Material:

Body: PC
Cover: PC
Handle: PA66
Conductor: Copper Tin Plated
Spring clip: SUS 301

Electrical:

Voltage rating/Current rating: IEC:450V/32A.
Contact resistance: 20 m Ω Max.
Insulation resitance: DC1000V, 1000M Ω Min.
Withstanding Voltage:AC 2500V,1 Minute.
Connections: 2P;3P;5P
Pole: 1Pole

Mechanical:

Connection Capacity: 24-12AWG Solid Wire
Stripping Length:12-14mm.
Operating temperature:-40℃ to +105℃.

DIMENTIONS

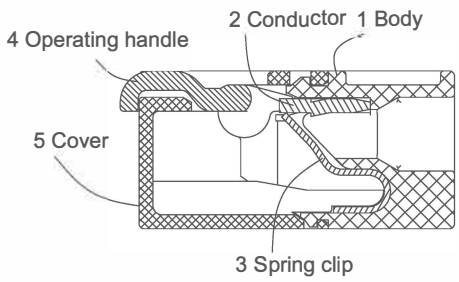

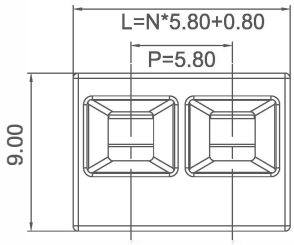



产品接线方法：

在连接1平方毫米到4平方毫米单股硬线时，可将导线绝缘皮剥除后直接插入接线孔即可完成连接。

在连接多股软导线时，扳开操作手柄到垂直位置，将剥去绝缘皮的导线插入接线孔，再将操作手柄扳转到水平位置即可完成连接。

该类型端子的接线方式无需借助辅助工具即可进行连接操作，与螺丝式连接类型端子相比，EU4-58X系列端子具有操作方便、省时高效、安全可靠的可优点。

Step 1

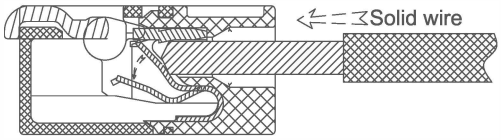

Step 2

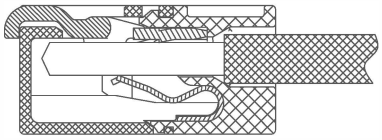

Step 1

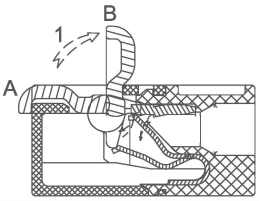

Step 2

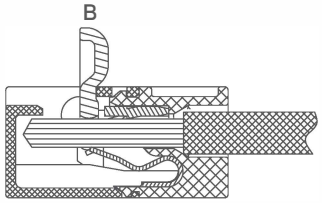

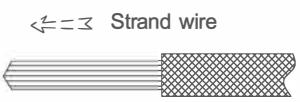

Step 3

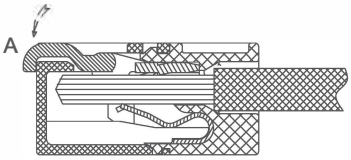

EU4-58X-A Plug-In Quick Connector

EU4−58X−A插入式快速接线端子



EU 4 − 58 X − A

- EU：照明端子系列
- 4：接线容量4mm²
- 58：接线孔间距5.80mm
- X：接线位数
- A：A直插型

EU4-58X-A系列包含三个规格品，分别是2位、3位、5位，产品接线容量4平方毫米，接线孔间距5.8毫米，型号分别命名位EU4-582-A、EU4-583-A、EU4-585-A.
产品外形尺寸：高 度9.0毫米，长度19毫米，宽度分别为：12.40、18.20、24.0

EU4-58X-A Technical Data

Material:

Body: PC
Cover: PC
Conductor: Copper Tin Plated
Spring clip: SUS 301

Electrical:

Voltage rating/Current rating: IEC:450V/32A.
Contact resistance: 20 m Ω Max.
Insulation resitance: DC1000V, 1000M Ω Min.
Withstanding Voltage:AC 2500V,1 Minute.
Connections: 2P;3P;5P
Pole: 1Pole

Mechanical:

Connection Capacity: 18-12AWG Solid Wire
Stripping Length:12-14mm.
Operating temperature:-40℃ to +105℃.

DIMENTIONS

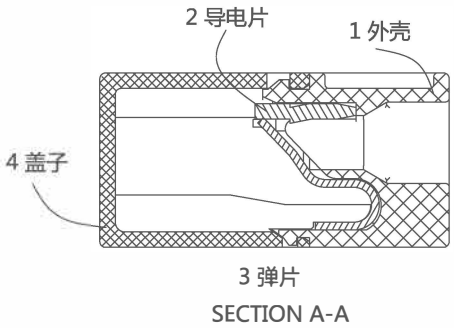

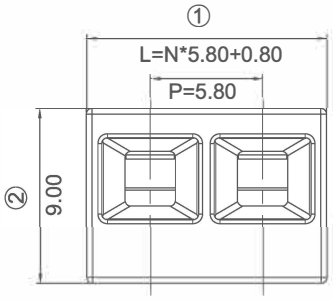

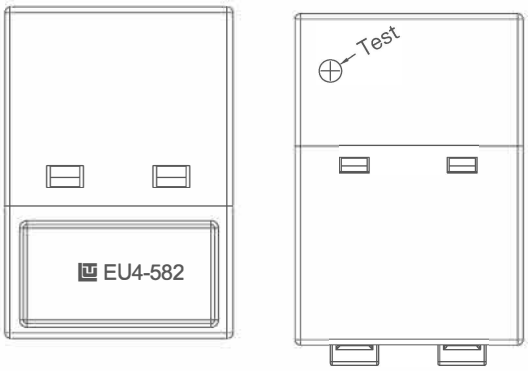

产品接线方法：

该系列产品可用于单股或多股硬 导线在剥除绝缘皮后直接插入连接，接线容量为0.75-4平方毫米。

该类型端子无需借助螺丝刀或绝缘胶布等工具材料即可完成导线的可靠连接，与传统缠绕式连接及螺纹式连接相比，操作更方便高效，具有降低操作强度和节约操作成本的优点。

Step 1

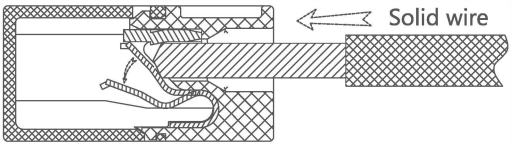

Step 2

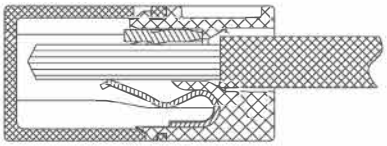

UBC-59X Series Quick-Connect Terminal Block
UBC-59X系列快速接线端子

Technical requirement

1. The surface should be without significant defects, such as weld mark, shrinkage holes, mottle or scratches.
2. Wire ASize: 0.2-4mm²(24-12AWG)
3. Stripping lengAth:14mm
4. Rated Voltage/Current: IEC450V/32A
   Power Frequency Withstand Voltage: AC2500V, 1 minute
   Impulse Withstand Voltage: 4000V (1.2/50μs, plus & minus each 5 times)
   Insulation Resistance: DC500V ≥500MΩ
5. Working temperature: -40℃ - +70℃
6. Positions: 2P, 3P and 5P

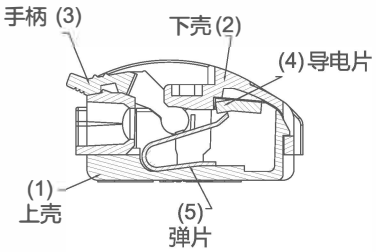

材质
(1) PC
(2) PC
(3) PA66+CF16
(4) T3
(5) SUS301

DIMENTIONS

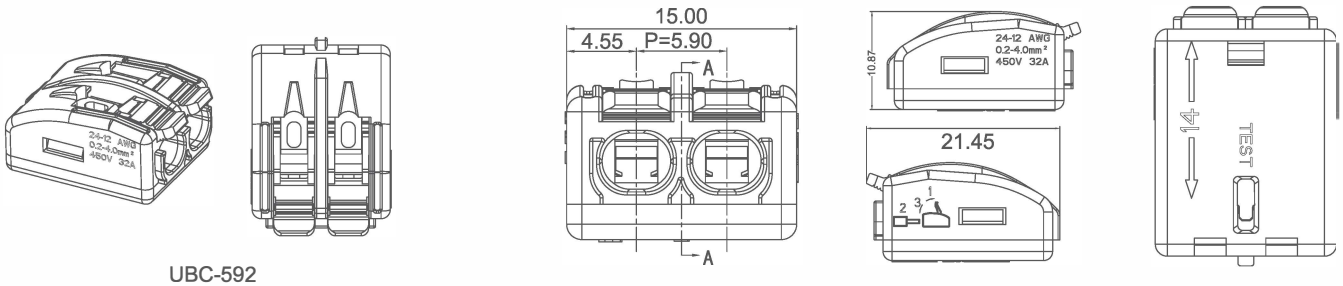

UBC-592

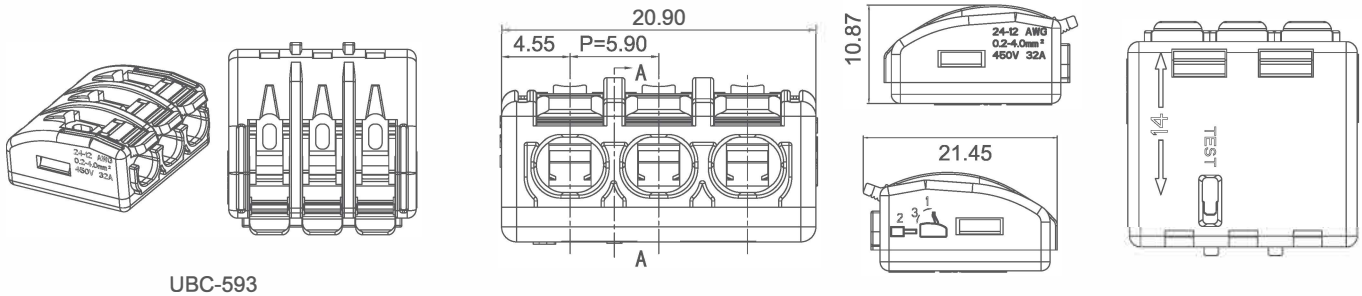

UBC-593

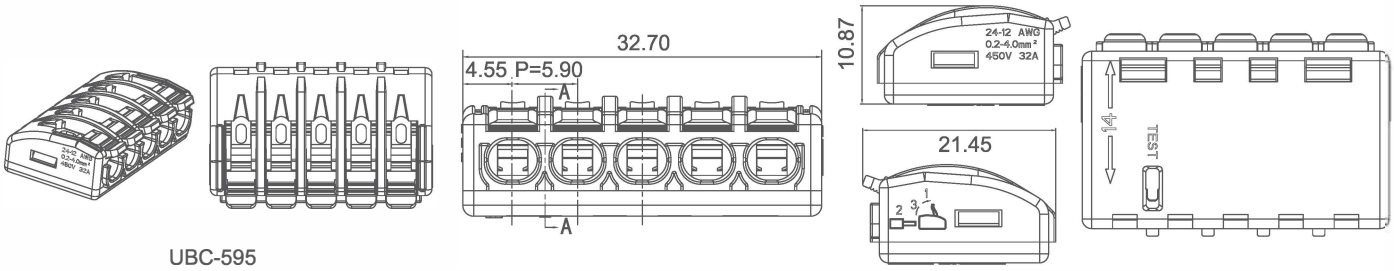

UBC-595

UC41 Series Quick-Connect Terminal Block
UC41系列快速接线端子

Technical Data

Material:

Body:PC polycarbonate.
Spring clip:SUS301
Conductor:Copper,Tin plated.
Cover:PA66 UL94V0

Electrical:

Voltage rating/Current rating: IEC:300V/24A.
Contact resistance: 20 m Ω Max.
Insulation resitance: DC1000V, 1000M Ω Min.
Withstanding Voltage:AC 2500V,1 Minute.

Mechanical:

Connection Capacity: IEC 0.75-2.5mm (Solid Wire)18-12AWG.
Stripping Length:10-12mm.
No of Positions:2P,3P,5P
Operating temperature:-45℃ to +80℃.

DIMENTIONS

UC41-02-X

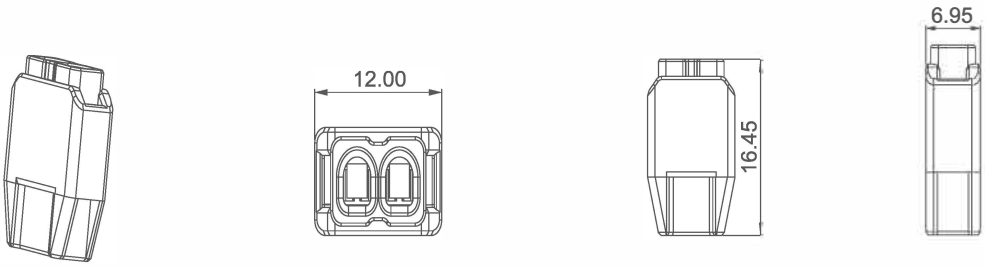

UC41-03-X

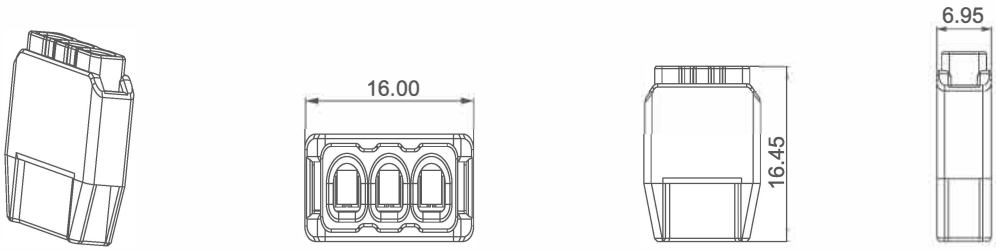

UC41-04-X

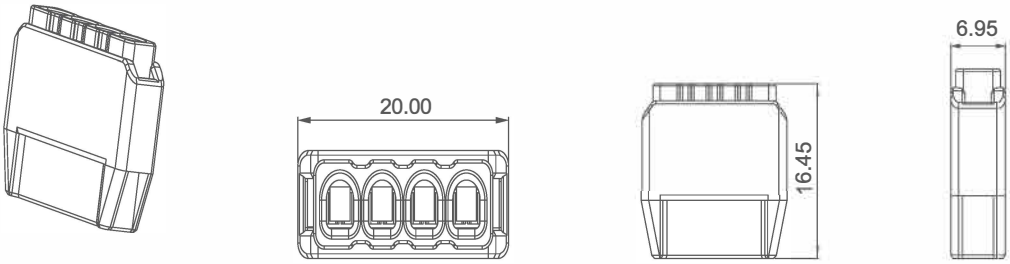

UC41-05-X

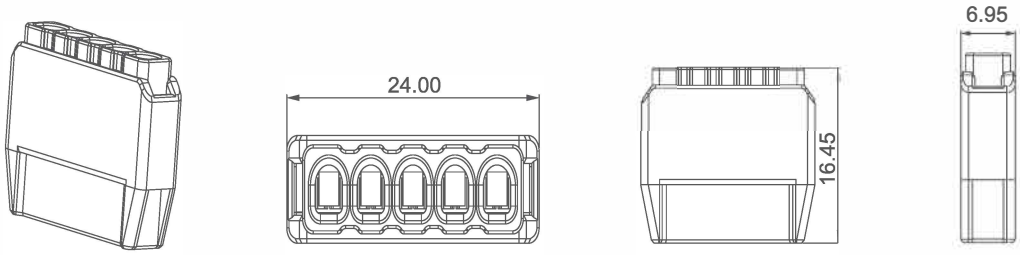

UC42 Series Quick-Connect Terminal Block
UC42系列快速连接线端子

Technical Data

Material:

Body:PC polycarbonate.
Spring clip:SUS301
Conductor:Copper,Tin plated.
Cover:PA66 UL94V0

Electrical:

Voltage rating/Current rating: IEC:300V/24A.
Contact resistance: 20 m Ω Max.
Insulation resitance: DC1000V, 1000M Ω Min.
Withstanding Voltage:AC 2500V,1 Minute.

Mechanical:

Connection Capacity: IEC 0.75-2.5mm (Solid Wire)18-12AWG.
Stripping Length:10-12mm.
No of Positions:2P,3P,5P
Operating temperature:-45℃ to +80℃.

DIMENTIONS

UC42-04-X

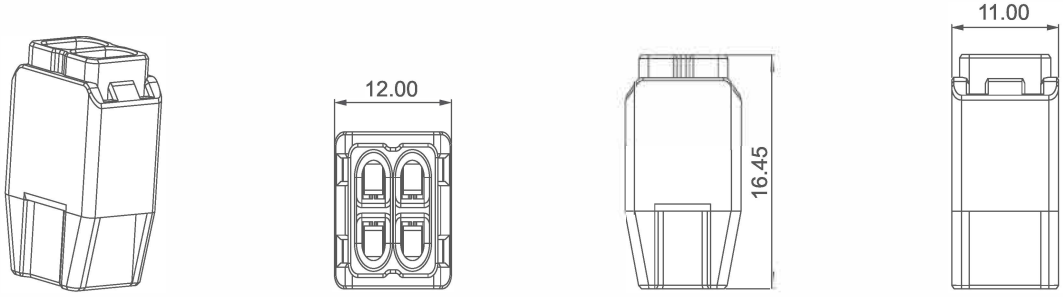

UC42-06-X

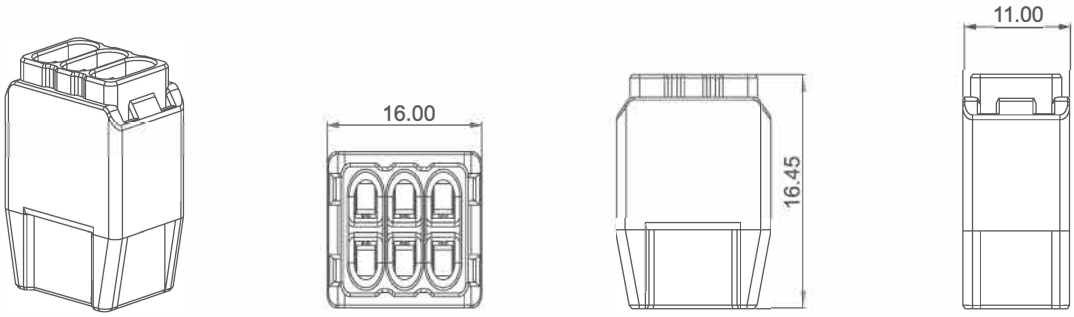

UC42-08-X

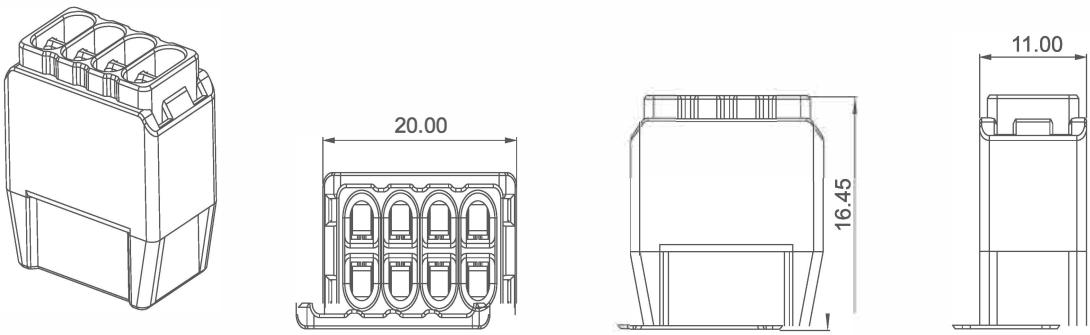

SMT0.5 /2.4mm LED Connector
SMT0.5/2.4mm系列LED 连接器



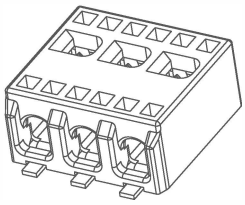

SMT0.5/2.4 Technical Data

Material:
Housing:High temperature resin
Contact:Copper alloy

Plating specification:
PRE-TIN over nickel underplate

Mechanical performance:
Pullout force:1.5KGF MIN
Insertion Force:1.0KGF MAX
Durability: 5 Cycles

Electrical performance:
Rated current:4A AC,DC
Rated voltage:300V AC,DC
Contact resistance:20mΩ MAX
Withstand woltage:AC 1600V
Insulation resistance:1000mΩ MIN
Operating temperature:-30℃~105℃

DIMENTIONS

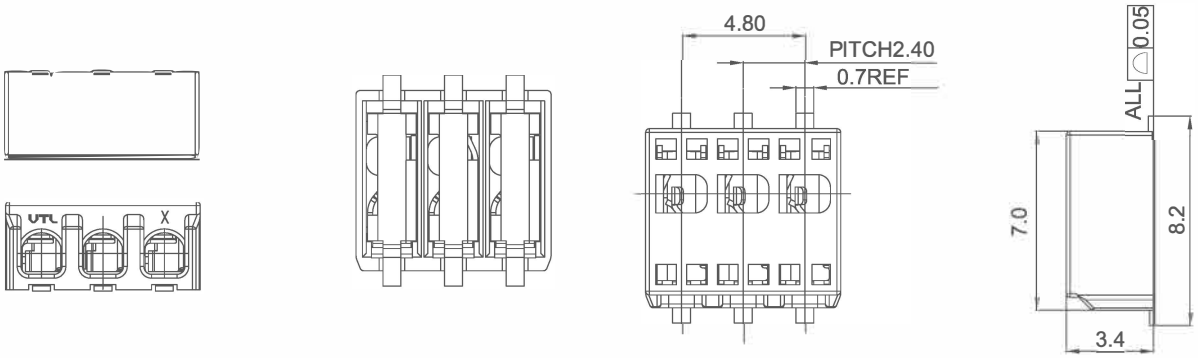

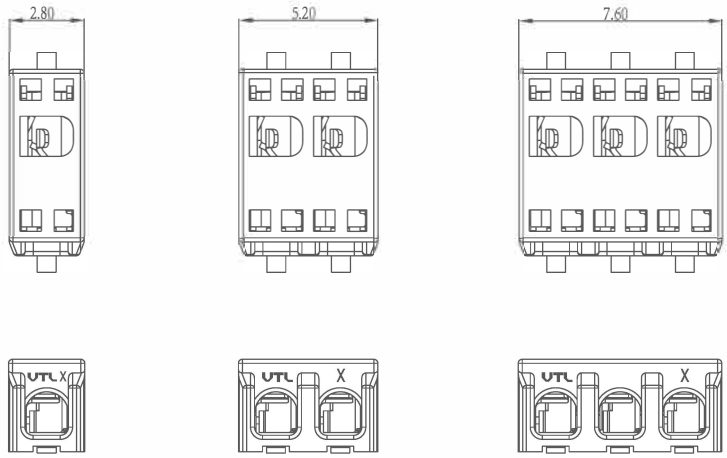

SMT0.5-1POS SMT0.5-2POS SMT0.5-3POS

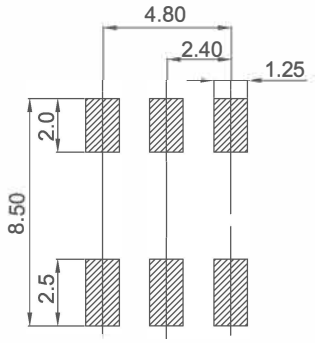

RECOMMENDED PCB LAYOL

SMT0.75 /4.0mm LED Connector

SMT0.75/4.0mm系列LED 连接器



SMT0.75/4.0 Technical Data

Material:

Housing:High temperature resin

Contact:Copper alloy

Plating specification:

PRE-TIN over nickel underplate

Mechanical performance:

Pullout force:3.0KGF MIN

Insertion Force:1.5KGF MAX

Durability: 5 Cycles

Electrical performance:

Rated current: 9A AC,DC

Rated voltage:300V AC,DC

Contact resistance:20mΩ MAX

Withstand woltage:AC 1600V

Insulation resistance:1000mΩ MIN

Operating temperature:-30℃~105℃

DIMENTIONS

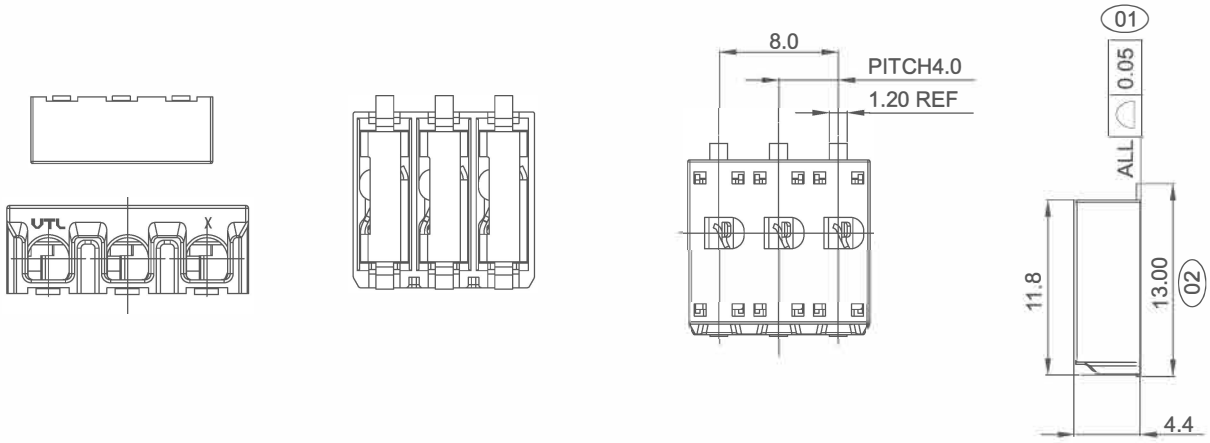

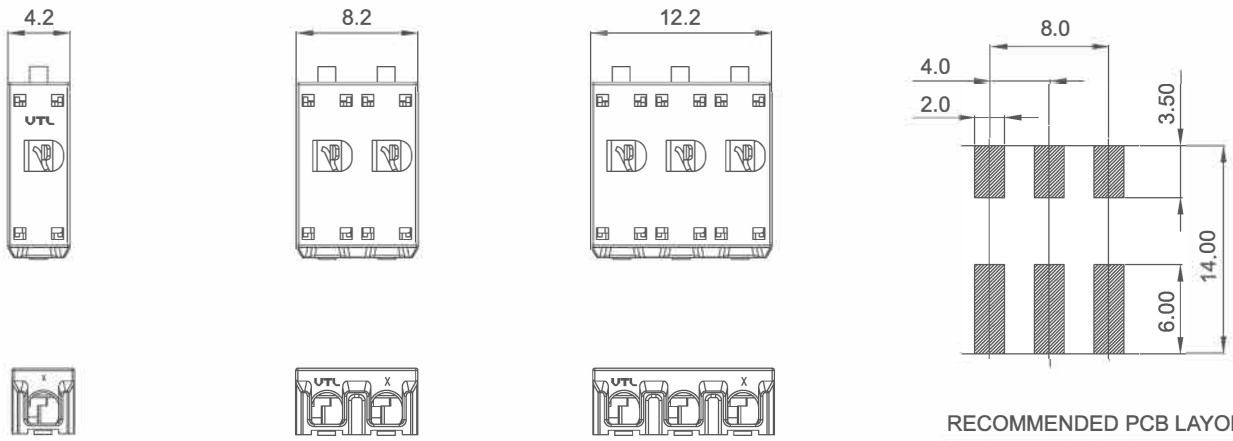

SMT0.75-1POS

SMT0.75-2POS

SMT0.75-3POS

RECOMMENDED PCB LAYOL

UAC Series Air Connectors
UAC 系列航空连接器

■ 直头对接航空连接器TP系列

UAC13TP Series	UAC16TP Series	UAC20TP Series	UAC28TP Series
UAC13TP-1	UAC16TP-2	UAC20TP-2	UAC28TP-2
UAC13TP-2	UAC16TP-3	UAC20TP-3	UAC28TP-3
UAC13TP-3	UAC16TP-4	UAC20TP-4	UAC28TP-4
UAC13TP-4	UAC16TP-5	UAC20TP-5	UAC28TP-5
UAC13TP-5	UAC16TP-6	UAC20TP-6	UAC28TP-6
UAC13TP-6	UAC16TP-7	UAC20TP-7	UAC28TP-7
UAC13TP-7	UAC16TP-9	UAC20TP-9	UAC28TP-9
		UAC20TP-10	UAC28TP-10
		UAC20TP-12	UAC28TP-12
		UAC20TP-14	UAC28TP-14
			UAC28TP-16
			UAC28TP-19
			UAC28TP-22
			UAC28TP-24
			UAC28TP-26

外壳材料： 热塑塑料PA66、PA6
绝缘体： 热塑塑料PPS耐高温260℃
接触件材料： 铜（镀金）
湿度范围： -25℃-85℃

■ 后螺母对接航空连接器TF系列

UAC13TF Series	UAC16TF Series	UAC20TF Series	UAC28TF Series
UAC13TF-1	UAC16TF-2	UAC20TF-2	UAC28TF-2
UAC13TF-2	UAC16TF-3	UAC20TF-3	UAC28TF-3
UAC13TF-3	UAC16TF-4	UAC20TF-4	UAC28TF-4
UAC13TF-4	UAC16TF-5	UAC20TF-5	UAC28TF-5
UAC13TF-5	UAC16TF-6	UAC20TF-6	UAC28TF-6
UAC13TF-6	UAC16TF-7	UAC20TF-7	UAC28TF-7
UAC13TF-7	UAC16TF-9	UAC20TF-9	UAC28TF-9
		UAC20TF-10	UAC28TF-10
		UAC20TF-12	UAC28TF-12
		UAC20TF-14	UAC28TF-14
			UAC28TF-16
			UAC28TF-19
			UAC28TF-22
			UAC28TF-24
			UAC28TF-26

外壳材料： 热塑塑料PA66、PA6
绝缘体： 热塑塑料PPS耐高温260℃
接触件材料： 铜（镀金）
湿度范围： -25℃-85℃

■ 方形固定孔航空连接器TR系列

UAC13TR Series	UAC16TR Series	UAC20TR Series	UAC28TR Series
UAC13TR-1	UAC16TR-2	UAC20TR-2	UAC28TR-2
UAC13TR-2	UAC16TR-3	UAC20TR-3	UAC28TR-3
UAC13TR-3	UAC16TR-4	UAC20TR-4	UAC28TR-4
UAC13TR-4	UAC16TR-5	UAC20TR-5	UAC28TR-5
UAC13TR-5	UAC16TR-6	UAC20TR-6	UAC28TR-6
UAC13TR-6	UAC16TR-7	UAC20TR-7	UAC28TR-7
UAC13TR-7	UAC16TR-9	UAC20TR-9	UAC28TR-9
		UAC20TR-10	UAC28TR-10
		UAC20TR-12	UAC28TR-12
		UAC20TR-14	UAC28TR-14
			UAC28TR-16
			UAC28TR-19
			UAC28TR-22
			UAC28TR-24
			UAC28TR-26

外壳材料： 热塑塑料PA66、PA6
绝缘体： 热塑塑料PPS耐高温260℃
接触件材料： 铜（镀金）
湿度范围： -25℃-85℃

■ 法兰固定航空连接器TA系列

UAC13TA Series	UAC16TA Series	UAC20TA Series	UAC28TASeries
UAC13TA-1	UAC16TA-2	UAC20TA-2	UAC28TA-2
UAC13TA-2	UAC16TA-3	UAC20TA-3	UAC28TA-3
UAC13TA-3	UAC16TA-4	UAC20TA-4	UAC28TA-4
UAC13TA-4	UAC16TA-5	UAC20TA-5	UAC28TA-5
UAC13TA-5	UAC16TA-6	UAC20TA-6	UAC28TA-6
UAC13TA-6	UAC16TA-7	UAC20TA-7	UAC28TA-7
UAC13TA-7	UAC16TA-9	UAC20TA-9	UAC28TA-9
		UAC20TA-10	UAC28TA-10
		UAC20TA-12	UAC28TA-12
		UAC20TA-14	UAC28TA-14
			UAC28TA-16
			UAC28TA-19
			UAC28TA-22
			UAC28TA-24
			UAC28TA-26

外壳材料： 热塑塑料PA66、PA6
绝缘体： 热塑塑料PPS耐高温260℃
接触件材料： 铜（镀金）
湿度范围： -25℃-85℃

UAC Series Waterproof Connector
UAC 系列防水连接器

■ 一字防水连接器

UAC-200/3 (三芯)

接线容量： 0.5-4mm²
电压/电流： 450V/25A
防护等级： IP68

UAC-200/5 (五芯)

接线容量： 0.5-2.5mm²
电压/电流： 450V/16A
防护等级： IP68

■ T 形防水连接器

UAC-200/3T (三芯)

接线容量： 0.5-0.25mm²
电压/电流： 450V/16A
防护等级： IP68

UAC-200/5T (五芯)

接线容量： 0.5-2.5mm²
电压/电流： 450V/16A
防护等级： IP68